

BRITEC
Surge Arrester
BR-40

Uc: 275V~
In: 20kA **T2**
Imax: 40kA
Up: 1.3kV
IEC61643-11 **CE**
Red:Replace

BRITEC
Surge Arrester
BR-40

Uc: 275V~
In: 20kA **T2**
Imax: 40kA
Up: 1.3kV
IEC61643-11 **CE**
Red:Replace

BRITEC
Surge Arrester
BR-40

Uc: 275V~
In: 20kA **T2**
Imax: 40kA
Up: 1.3kV
IEC61643-11 **CE**
Red:Replace

BRITEC
Surge Arrester
BR-40

Uc: 275V~
In: 20kA **T2**
Imax: 40kA
Up: 1.3kV
IEC61643-11 **CE**
Red:Replace

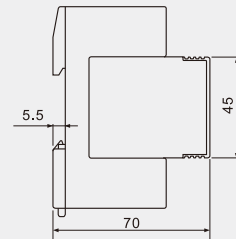
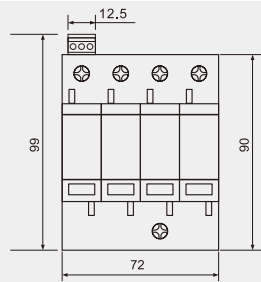
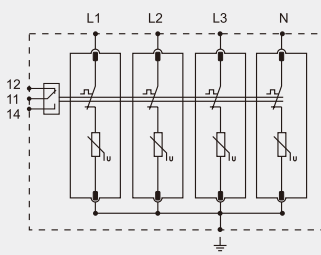

PE

Type 2 Surge Arrester

BR-20 4P

Type 2 Surge Arrester

- * Thermal stability 100A without additional protection
- * Patented fast tripping mechanism



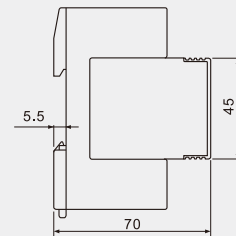
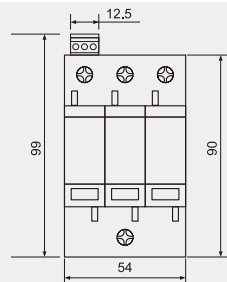
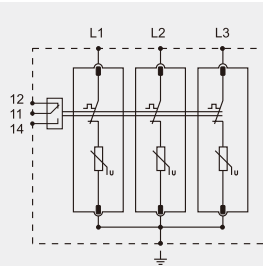

■ BR-20 4 pole surge arrester is suitable for TN-S system.

	BR-20 150 4P	BR-20 275 4P	BR-20 320 4P	BR-20 385 4P	BR-20 440 4P
SPD classification according to EN61643-11	Type 2	Type 2	Type 2	Type 2	Type 2
SPD classification according to IEC61643-11	Class II	Class II	Class II	Class II	Class II
Max. continuous operating a.c. voltage	Uc	150V	275V	320V	440V
Nominal discharge current (8/20μs)	In	10kA	10kA	10kA	10kA
Max. discharge current (8/20μs)	I _{max}	20kA	20kA	20kA	20kA
Voltage protection level	Up	≤0.8kV	≤1.3kV	≤1.5kV	≤1.8kV
Voltage protection level 5kA	Up	≤0.6kV	≤1kV	≤1.2kV	≤1.4kV
Max. backup fuse		63A gG	63A gG	63A gG	63A gG
Short-circuit withstand capacity	I _{SCCR}	25kA	25kA	25kA	25kA
Temporary overvoltage TOV-withstand	U _T	175V/5sec.	335V/5sec.	350V/5sec.	500V/5sec.
Temporary overvoltage TOV-safe failure	U _T	250V/120min.	440V/120min.	550V/120min.	660V/120min.
Response time	t _A	≤25ns	≤25ns	≤25ns	≤25ns
Operating temperature range	T _u	-40°C-80°C	-40°C-80°C	-40°C-80°C	-40°C-80°C
Operating state/fault indication		green/red	green/red	green/red	green/red
Cross-section area (Min.)		4 mm ²	4 mm ²	4 mm ²	4 mm ²
Cross-section area (Max.)		35mm ²	35mm ²	35mm ²	35mm ²
For mounting on	35mm Din rail				
Enclosure material	Thermoplastic UL94-V0				
Degree of protection	IP20	IP20	IP20	IP20	IP20
Order Code	B8701	B8703	B8705	B8707	B8709
Order Code (With remote signaling)	B8702	B8704	B8706	B8708	B8710

BR-20 3P

Type 2 Surge Arrester

- * Thermal stability 100A without additional protection
- * Patented fast tripping mechanism



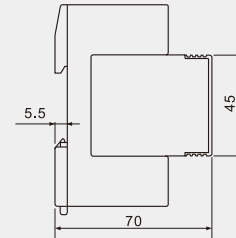
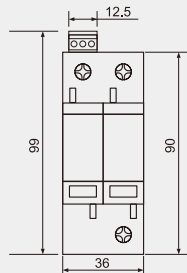
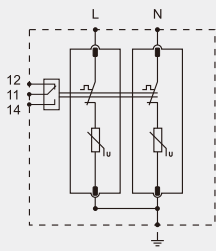
■ BR-20 3 pole surge arrester is suitable for TN-C system.

	BR-20 150 3P	BR-20 275 3P	BR-20 320 3P	BR-20 385 3P	BR-20 440 3P
SPD classification according to EN61643-11	Type 2	Type 2	Type 2	Type 2	Type 2
SPD classification according to IEC61643-11	Class II	Class II	Class II	Class II	Class II
Max. continuous operating a.c. voltage	Uc	150V	275V	320V	440V
Nominal discharge current (8/20μs)	In	10kA	10kA	10kA	10kA
Max. discharge current (8/20μs)	I _{max}	20kA	20kA	20kA	20kA
Voltage protection level	Up	≤0.8kV	≤1.3kV	≤1.5kV	≤1.8kV
Voltage protection level 5kA	Up	≤0.6kV	≤1kV	≤1.2kV	≤1.4kV
Max. backup fuse		63A gG	63A gG	63A gG	63A gG
Short-circuit withstand capacity	I _{SCCR}	25kA	25kA	25kA	25kA
Temporary overvoltage TOV-withstand	U _T	175V/5sec.	335V/5sec.	350V/5sec.	500V/5sec.
Temporary overvoltage TOV-safe failure	U _T	250V/120min.	440V/120min.	550V/120min.	660V/120min.
Response time	t _A	≤25ns	≤25ns	≤25ns	≤25ns
Operating temperature range	T _u	-40°C-80°C	-40°C-80°C	-40°C-80°C	-40°C-80°C
Operating state/fault indication		green/red	green/red	green/red	green/red
Cross-section area (Min.)		4 mm ²	4 mm ²	4 mm ²	4 mm ²
Cross-section area (Max.)		35mm ²	35mm ²	35mm ²	35mm ²
For mounting on	35mm Din rail				
Enclosure material	Thermoplastic UL94-V0				
Degree of protection	IP20	IP20	IP20	IP20	IP20
Order Code	B8711	B8713	B8715	B8717	B8719
Order Code (With remote signaling)	B8712	B8714	B8716	B8718	B8720

BR-20 2P

Type 2 Surge Arrester

- * Thermal stability 100A without additional protection
- * Patented fast tripping mechanism



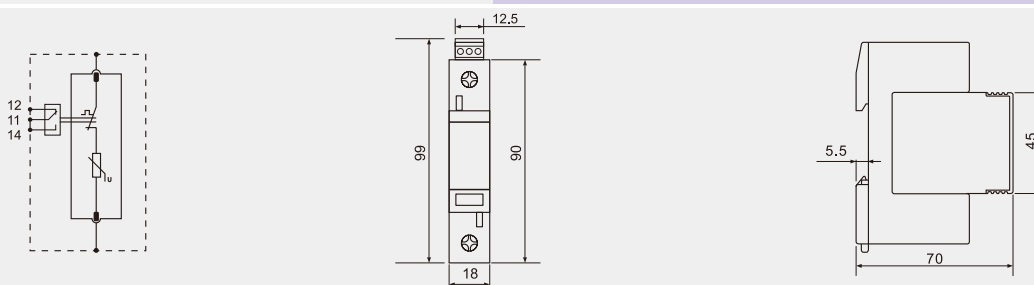
BR-20 2 pole surge arrester is suitable for TN-S system.

	BR-20 150 2P	BR-20 275 2P	BR-20 320 2P	BR-20 385 2P	BR-20 440 2P	
SPD classification according to EN61643-11	Type 2	Type 2	Type 2	Type 2	Type 2	
SPD classification according to IEC61643-11	Class II	Class II	Class II	Class II	Class II	
Max. continuous operating a.c. voltage	Uc	150V	275V	320V	385V	440V
Nominal discharge current (8/20μs)	In	10kA	10kA	10kA	10kA	10kA
Max. discharge current (8/20μs)	I _{max}	20kA	20kA	20kA	20kA	20kA
Voltage protection level	Up	≤0.8kV	≤1.3kV	≤1.5kV	≤1.8kV	≤2.0kV
Voltage protection level 5kA	Up	≤0.6kV	≤1kV	≤1.2kV	≤1.4kV	≤1.6kV
Max. backup fuse		63A gG	63A gG	63A gG	63A gG	63A gG
Short-circuit withstand capacity	I _{SCCR}	25kA	25kA	25kA	25kA	25kA
Temporary overvoltage TOV-withstand	U _T	175V/5sec.	335V/5sec.	350V/5sec.	500V/5sec.	580V/5sec.
Temporary overvoltage TOV-safe failure	U _T	250V/120min.	440V/120min.	550V/120min.	660V/120min.	770V/120min.
Response time	t _A	≤25ns	≤25ns	≤25ns	≤25ns	≤25ns
Operating temperature range	T _u	-40°C-80°C	-40°C-80°C	-40°C-80°C	-40°C-80°C	-40°C-80°C
Operating state/fault indication		green/red	green/red	green/red	green/red	green/red
Cross-section area (Min.)		4 mm ²	4 mm ²	4 mm ²	4 mm ²	4 mm ²
Cross-section area (Max.)		35mm ²	35mm ²	35mm ²	35mm ²	35mm ²
For mounting on	35mm Din rail					
Enclosure material	Thermoplastic UL94-V0					
Degree of protection	IP20	IP20	IP20	IP20	IP20	
Order Code	B8721	B8723	B8725	B8727	B8729	
Order Code (With remote signaling)	B8722	B8724	B8726	B8728	B8730	

BR-20 1P

Type 2 Surge Arrester

- * Thermal stability 100A without additional protection
- * Patented fast tripping mechanism



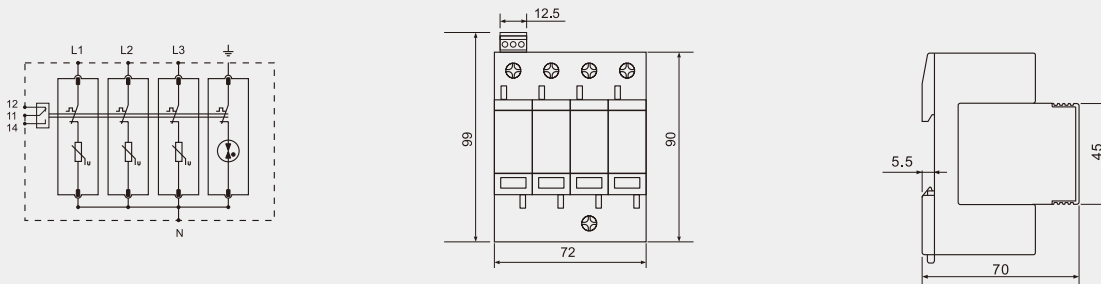

■ BR-20 1P can be used to build 2P, 3P and 4P surge arresters.

	BR-20 150 1P	BR-20 275 1P	BR-20 320 1P	BR-20 385 1P	BR-20 440 1P	
SPD classification according to EN61643-11	Type 2	Type 2	Type 2	Type 2	Type 2	
SPD classification according to IEC61643-11	Class II	Class II	Class II	Class II	Class II	
Max. continuous operating a.c. voltage	Uc	150V	275V	320V	440V	
Nominal discharge current (8/20µs)	In	10kA	10kA	10kA	10kA	
Max. discharge current (8/20µs)	I _{max}	20kA	20kA	20kA	20kA	
Voltage protection level	Up	≤0.8kV	≤1.3kV	≤1.5kV	≤1.8kV	≤2.0kV
Voltage protection level 5kA	Up	≤0.6kV	≤1kV	≤1.2kV	≤1.4kV	≤1.6kV
Max. backup fuse		63A gG	63A gG	63A gG	63A gG	63A gG
Short-circuit withstand capacity	I _{scCR}	25kA	25kA	25kA	25kA	25kA
Temporary overvoltage TOV-withstand	U _T	175V/5sec.	335V/5sec.	350V/5sec.	500V/5sec.	580V/5sec.
Temporary overvoltage TOV-safe failure	U _T	250V/120min.	440V/120min.	550V/120min.	660V/120min.	770V/120min.
Response time	t _A	≤25ns	≤25ns	≤25ns	≤25ns	≤25ns
Operating temperature range	T _u	-40°C-80°C	-40°C-80°C	-40°C-80°C	-40°C-80°C	-40°C-80°C
Operating state/fault indication		green/red	green/red	green/red	green/red	green/red
Cross-section area (Min.)		4 mm ²	4 mm ²	4 mm ²	4 mm ²	4 mm ²
Cross-section area (Max.)		35mm ²	35mm ²	35mm ²	35mm ²	35mm ²
For mounting on	35mm Din rail					
Enclosure material	Thermoplastic UL94-V0					
Degree of protection	IP20	IP20	IP20	IP20	IP20	
Order Code	B8731	B8733	B8735	B8737	B8739	
Order Code (With remote signaling)	B8732	B8734	B8736	B8738	B8740	

BR-20 3+1

Type 2 Surge Arrester

- * Thermal stability 100A without additional protection
- * Patented fast tripping mechanism



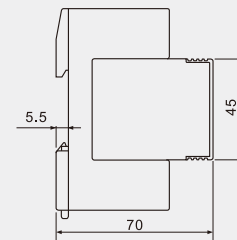
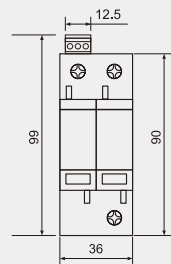
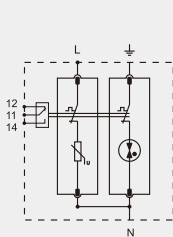
BR-20 3+1 surge arrester is suitable for TT and TN-S system.

	BR-20 150 3+1	BR-20 275 3+1	BR-20 320 3+1	BR-20 385 3+1	BR-20 440 3+1
SPD classification according to EN61643-11	Type 2	Type 2	Type 2	Type 2	Type 2
SPD classification according to IEC61643-11	Class II	Class II	Class II	Class II	Class II
Max. continuous operating a.c. voltage [L-N] U _c	150V	275V	320V	385V	440V
Max. continuous operating a.c. voltage [N-PE] U _c	255V	255V	255V	255V	255V
Nominal discharge current (8/20μs) I _n	10kA	10kA	10kA	10kA	10kA
Max. discharge current (8/20μs) I _{max}	20kA	20kA	20kA	20kA	20kA
Voltage protection level [L-N] U _p	≤0.8kV	≤1.3kV	≤1.5kV	≤1.8kV	≤2.0kV
Voltage protection level 5kA [L-N] U _p	≤0.6kV	≤1kV	≤1.2kV	≤1.4kV	≤1.6kV
Voltage protection level [N-PE] U _p	≤1.5kV	≤1.5kV	≤1.5kV	≤1.5kV	≤1.5kV
Short-circuit withstand capacity I _{SCCR}	25kA	25kA	25kA	25kA	25kA
Temporary overvoltage TOV-withstand [L-N] U _T	175V/5sec.	335V/5sec.	350V/5sec.	500V/5sec.	580V/5sec.
Temporary overvoltage TOV-safe failure [L-N] U _T	250V/120min.	440V/120min	550V/120min.	660V/120min.	770V/120min.
Temporary overvoltage TOV-withstand [N-PE] U _T	1200V/200ms	1200V/200ms	1200V/200ms	1200V/200ms	1200V/200ms
Follow current extinguishing capability a.c. [N-PE] I _{fi}	100Arms	100Arms	100Arms	100Arms	100Arms
Max. backup fuse	63A gG	63A gG	63A gG	63A gG	63A gG
Response time [L-N] t _A	≤25ns	≤25ns	≤25ns	≤25ns	≤25ns
Response time [N-PE] t _A	≤100ns	≤100ns	≤100ns	≤100ns	≤100ns
Operating temperature range T _u	-40°C-80°C	-40°C-80°C	-40°C-80°C	-40°C-80°C	-40°C-80°C
Operating state/fault indication	green/red	green/red	green/red	green/red	green/red
Cross-section area (Min.)	4 mm ²	4 mm ²	4 mm ²	4 mm ²	4 mm ²
Cross-section area (Max.)	35mm ²	35mm ²	35mm ²	35mm ²	35mm ²
For mounting on	35mm Din rail				
Enclosure material	Thermoplastic UL94-V0				
Degree of protection	IP20	IP20	IP20	IP20	IP20
Order Code	B8741	B8743	B8745	B8747	B8749
Order Code (With remote signaling)	B8742	B8744	B8746	B8748	B8750

BR-20 1+1

Type 2 Surge Arrester

- * Thermal stability 100A without additional protection
- * Patented fast tripping mechanism

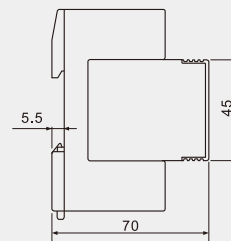
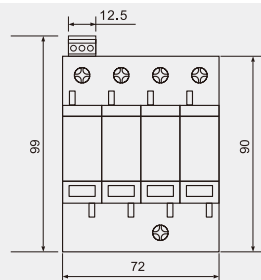
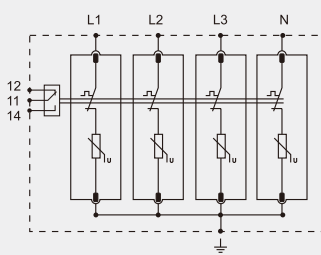



■ BR-20 1+1 surge arrester is suitable for TT and TN-S system.

	BR-20 150 1+1	BR-20 275 1+1	BR-20 320 1+1	BR-20 385 1+1	BR-20 440 1+1
SPD classification according to EN61643-11	Type 2	Type 2	Type 2	Type 2	Type 2
SPD classification according to IEC61643-11	Class II	Class II	Class II	Class II	Class II
Max. continuous operating a.c. voltage [L-N] U _c	150V	275V	320V	385V	440V
Max. continuous operating a.c. voltage [N-PE] U _c	255V	255V	255V	255V	255V
Nominal discharge current (8/20μs) I _n	10kA	10kA	10kA	10kA	10kA
Max. discharge current (8/20μs) I _{max}	20kA	20kA	20kA	20kA	20kA
Voltage protection level [L-N] U _p	≤0.8kV	≤1.3kV	≤1.5kV	≤1.8kV	≤2.0kV
Voltage protection level 5kA [L-N] U _p	≤0.6kV	≤1kV	≤1.2kV	≤1.4kV	≤1.6kV
Voltage protection level [N-PE] U _p	≤1.5kV	≤1.5kV	≤1.5kV	≤1.5kV	≤1.5kV
Short-circuit withstand capacity I _{SCCR}	25kA	25kA	25kA	25kA	25kA
Temporary overvoltage TOV-withstand [L-N] U _T	175V/5sec.	335V/5sec.	350V/5sec.	500V/5sec.	580V/5sec.
Temporary overvoltage TOV-safe failure [L-N] U _T	250V/120min.	440V/120min	550V/120min.	660V/120min.	770V/120min.
Temporary overvoltage TOV-withstand [N-PE] U _T	1200V/200ms	1200V/200ms	1200V/200ms	1200V/200ms	1200V/200ms
Follow current extinguishing capability a.c. [N-PE]	100Arms	100Arms	100Arms	100Arms	100Arms
Max. backup fuse	63A gG	63A gG	63A gG	63A gG	63A gG
Response time [L-N] t _A	≤25ns	≤25ns	≤25ns	≤25ns	≤25ns
Response time [N-PE] t _A	≤100ns	≤100ns	≤100ns	≤100ns	≤100ns
Operating temperature range T _u	-40°C-80°C	-40°C-80°C	-40°C-80°C	-40°C-80°C	-40°C-80°C
Operating state/fault indication	green/red	green/red	green/red	green/red	green/red
Cross-section area (Min.)	4 mm ²	4 mm ²	4 mm ²	4 mm ²	4 mm ²
Cross-section area (Max.)	35mm ²	35mm ²	35mm ²	35mm ²	35mm ²
For mounting on	35mm Din rail				
Enclosure material	Thermoplastic UL94-V0				
Degree of protection	IP20	IP20	IP20	IP20	IP20
Order Code	B8751	B8753	B8755	B8757	B8759
Order Code (With remote signaling)	B8752	B8754	B8756	B8758	B8760

BR-40 4P

Type 2 Surge Arrester

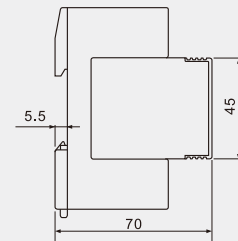
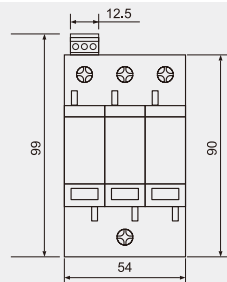
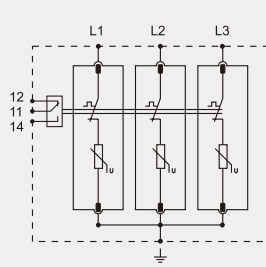



BR-40 4 pole surge arrester is suitable for TN-S system.

	BR-40 150 4P	BR-40 275 4P	BR-40 320 4P	BR-40 385 4P	BR-40 440 4P	
SPD classification according to EN61643-11	Type 2	Type 2	Type 2	Type 2	Type 2	
SPD classification according to IEC61643-11	Class II	Class II	Class II	Class II	Class II	
Max. continuous operating a.c. voltage	Uc	150V	275V	320V	385V	440V
Nominal discharge current (8/20μs)	In	20kA	20kA	20kA	20kA	20kA
Max. discharge current (8/20μs)	I _{max}	40kA	40kA	40kA	40kA	40kA
Voltage protection level	Up	≤0.8kV	≤1.3kV	≤1.5kV	≤1.8kV	≤2.0kV
Voltage protection level 5kA	Up	≤0.6kV	≤1kV	≤1.2kV	≤1.4kV	≤1.6kV
Max. backup fuse		125A gG	125A gG	125A gG	125A gG	125A gG
Short-circuit withstand capacity	I _{SCCR}	25kA	25kA	25kA	25kA	25kA
Temporary overvoltage TOV-withstand	U _T	175V/5sec.	335V/5sec.	350V/5sec.	500V/5sec.	580V/5sec.
Temporary overvoltage TOV-safe failure	U _T	250V/120min.	440V/120min	550V/120min.	660V/120min.	770V/120min.
Response time	t _A	≤25ns	≤25ns	≤25ns	≤25ns	≤25ns
Operating temperature range	T _u	-40°C-80°C	-40°C-80°C	-40°C-80°C	-40°C-80°C	-40°C-80°C
Operating state/fault indication		green/red	green/red	green/red	green/red	green/red
Cross-section area (Min.)		4 mm ²	4 mm ²	4 mm ²	4 mm ²	4 mm ²
Cross-section area (Max.)		35mm ²	35mm ²	35mm ²	35mm ²	35mm ²
For mounting on	35mm Din rail					
Enclosure material	Thermoplastic UL94-V0					
Degree of protection	IP20	IP20	IP20	IP20	IP20	
Order Code	B8401	B8403	B8405	B8407	B8409	
Order Code (With remote signaling)	B8402	B8404	B8406	B8408	B8410	

BR-40 3P

Type 2 Surge Arrester

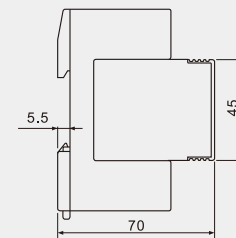
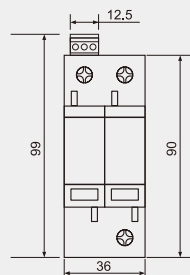
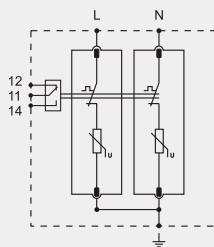
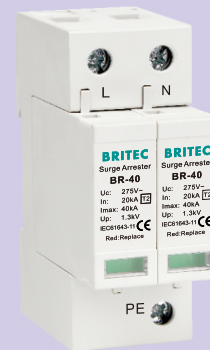


■ BR-40 3 pole surge arrester is suitable for TN-S system.

	BR-40 150 3P	BR-40 275 3P	BR-40 320 3P	BR-40 385 3P	BR-40 440 3P	
SPD classification according to EN61643-11	Type 2	Type 2	Type 2	Type 2	Type 2	
SPD classification according to IEC61643-11	Class II	Class II	Class II	Class II	Class II	
Max. continuous operating a.c. voltage	Uc	150V	275V	320V	385V	440V
Nominal discharge current (8/20μs)	In	20kA	20kA	20kA	20kA	20kA
Max. discharge current (8/20μs)	I _{max}	40kA	40kA	40kA	40kA	40kA
Voltage protection level	Up	≤0.8kV	≤1.3kV	≤1.5kV	≤1.8kV	≤2.0kV
Voltage protection level 5kA	Up	≤0.6kV	≤1kV	≤1.2kV	≤1.4kV	≤1.6kV
Max. backup fuse		125A gG	125A gG	125A gG	125A gG	125A gG
Short-circuit withstand capacity	I _{scCR}	25kA	25kA	25kA	25kA	25kA
Temporary overvoltage TOV-withstand	U _T	175V/5sec.	335V/5sec.	350V/5sec.	500V/5sec.	580V/5sec.
Temporary overvoltage TOV-safe failure	U _T	250V/120min.	440V/120min.	550V/120min.	660V/120min.	770V/120min.
Response time	t _A	≤25ns	≤25ns	≤25ns	≤25ns	≤25ns
Operating temperature range	T _u	-40°C-80°C	-40°C-80°C	-40°C-80°C	-40°C-80°C	-40°C-80°C
Operating state/fault indication		green/red	green/red	green/red	green/red	green/red
Cross-section area (Min.)		4 mm ²	4 mm ²	4 mm ²	4 mm ²	4 mm ²
Cross-section area (Max.)		35mm ²	35mm ²	35mm ²	35mm ²	35mm ²
For mounting on	35mm Din rail					
Enclosure material	Thermoplastic UL94-V0					
Degree of protection	IP20	IP20	IP20	IP20	IP20	
Order Code	B8301	B8303	B8305	B8307	B8309	
Order Code (With remote signaling)	B8302	B8304	B8306	B8308	B8310	

BR-40 2P

Type 2 Surge Arrester

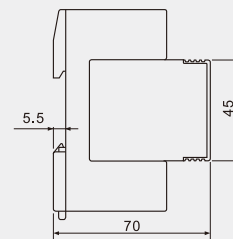
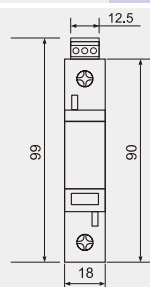
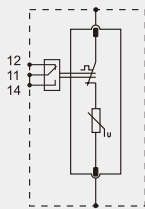


■ BR-40 2 pole surge arrester is suitable for TN-S system.

	BR-40 150 2P	BR-40 275 2P	BR-40 320 2P	BR-40 385 2P	BR-40 440 2P	
SPD classification according to EN61643-11	Type 2	Type 2	Type 2	Type 2	Type 2	
SPD classification according to IEC61643-11	Class II	Class II	Class II	Class II	Class II	
Max. continuous operating a.c. voltage	Uc	150V	275V	320V	440V	
Nominal discharge current (8/20μs)	In	20kA	20kA	20kA	20kA	
Max. discharge current (8/20μs)	I _{max}	40kA	40kA	40kA	40kA	
Voltage protection level	Up	≤0.8kV	≤1.3kV	≤1.5kV	≤1.8kV	≤2.0kV
Voltage protection level 5kA	Up	≤0.6kV	≤1kV	≤1.2kV	≤1.4kV	≤1.6kV
Max. backup fuse		125A gG	125A gG	125A gG	125A gG	125A gG
Short-circuit withstand capacity	I _{SCCR}	25kA	25kA	25kA	25kA	25kA
Temporary overvoltage TOV-withstand	U _T	175V/5sec.	335V/5sec.	350V/5sec.	500V/5sec.	580V/5sec.
Temporary overvoltage TOV-safe failure	U _T	250V/120min.	440V/120min	550V/120min.	660V/120min.	770V/120min.
Response time	t _A	≤25ns	≤25ns	≤25ns	≤25ns	≤25ns
Operating temperature range	T _u	-40°C-80°C	-40°C-80°C	-40°C-80°C	-40°C-80°C	-40°C-80°C
Operating state/fault indication		green/red	green/red	green/red	green/red	green/red
Cross-section area (Min.)		4 mm ²	4 mm ²	4 mm ²	4 mm ²	4 mm ²
Cross-section area (Max.)		35mm ²	35mm ²	35mm ²	35mm ²	35mm ²
For mounting on	35mm Din rail					
Enclosure material	Thermoplastic UL94-V0					
Degree of protection	IP20	IP20	IP20	IP20	IP20	
Order Code	B8201	B8203	B8205	B8207	B8209	
Order Code (With remote signaling)	B8202	B8204	B8206	B8208	B8210	

BR-40 1P

Type 2 Surge Arrester

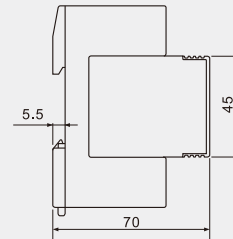
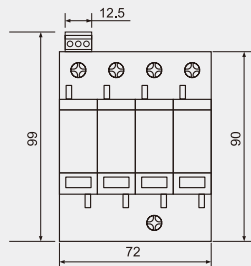
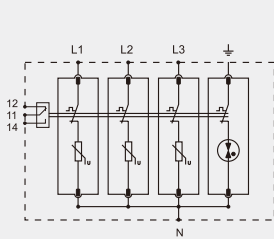



BR-40 1P can be used to build 2P, 3P and 4P surge arresters.

	BR-40 150 1P	BR-40 275 1P	BR-40 320 1P	BR-40 385 1P	BR-40 440 1P	
SPD classification according to EN61643-11	Type 2	Type 2	Type 2	Type 2	Type 2	
SPD classification according to IEC61643-11	Class II	Class II	Class II	Class II	Class II	
Max. continuous operating a.c. voltage	U _c	150V	275V	320V	385V	440V
Nominal discharge current (8/20μs)	I _n	20kA	20kA	20kA	20kA	20kA
Max. discharge current (8/20μs)	I _{max}	40kA	40kA	40kA	40kA	40kA
Voltage protection level	U _p	≤0.8kV	≤1.3kV	≤1.5kV	≤1.8kV	≤2.0kV
Voltage protection level 5kA	U _p	≤0.6kV	≤1kV	≤1.2kV	≤1.4kV	≤1.6kV
Max. backup fuse		125A gG	125A gG	125A gG	125A gG	125A gG
Short-circuit withstand capacity	I _{SCCR}	25kA	25kA	25kA	25kA	25kA
Temporary overvoltage TOV-withstand	U _T	175V/5sec.	335V/5sec.	350V/5sec.	500V/5sec.	580V/5sec.
Temporary overvoltage TOV-safe failure	U _T	250V/120min.	440V/120min.	550V/120min.	660V/120min.	770V/120min.
Response time	t _A	≤25ns	≤25ns	≤25ns	≤25ns	≤25ns
Operating temperature range	T _u	-40°C-80°C	-40°C-80°C	-40°C-80°C	-40°C-80°C	-40°C-80°C
Operating state/fault indication		green/red	green/red	green/red	green/red	green/red
Cross-section area (Min.)		4 mm ²	4 mm ²	4 mm ²	4 mm ²	4 mm ²
Cross-section area (Max.)		35mm ²	35mm ²	35mm ²	35mm ²	35mm ²
For mounting on	35mm Din rail					
Enclosure material	Thermoplastic UL94-V0					
Degree of protection	IP20	IP20	IP20	IP20	IP20	
Order Code	B8101	B8103	B8105	B8107	B8109	
Order Code (With remote signaling)	B8102	B8104	B8106	B8108	B8110	

BR-40 3+1

Type 2 Surge Arrester

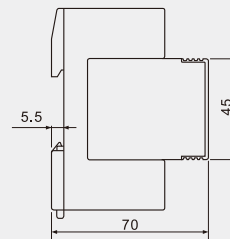
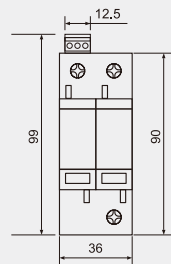
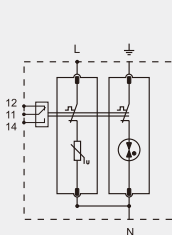


BR-40 3+1 surge arrester is suitable for TT and TN-S system.

	BR-40 150 3+1	BR-40 275 3+1	BR-40 320 3+1	BR-40 385 3+1	BR-40 440 3+1
SPD classification according to EN61643-11	Type 2	Type 2	Type 2	Type 2	Type 2
SPD classification according to IEC61643-11	Class II	Class II	Class II	Class II	Class II
Max. continuous operating a.c. voltage [L-N] U _c	150V	275V	320V	385V	440V
Max. continuous operating a.c. voltage [N-PE] U _c	255V	255V	255V	255V	255V
Nominal discharge current (8/20μs) I _n	20kA	20kA	20kA	20kA	20kA
Max. discharge current (8/20μs) I _{max}	40kA	40kA	40kA	40kA	40kA
Voltage protection level [L-N] U _p	≤0.8kV	≤1.3kV	≤1.5kV	≤1.8kV	≤2.0kV
Voltage protection level 5kA [L-N] U _p	≤0.6kV	≤1kV	≤1.2kV	≤1.4kV	≤1.6kV
Voltage protection level [N-PE] U _p	≤1.5kV	≤1.5kV	≤1.5kV	≤1.5kV	≤1.5kV
Short-circuit withstand capacity I _{SCCR}	25kA	25kA	25kA	25kA	25kA
Temporary overvoltage TOV-withstand [L-N] U _T	175V/5sec.	335V/5sec.	350V/5sec.	500V/5sec.	580V/5sec.
Temporary overvoltage TOV-safe failure [L-N] U _T	250V/120min.	440V/120min	550V/120min.	660V/120min.	770V/120min.
Temporary overvoltage TOV-withstand [N-PE] U _T	1200V/200ms	1200V/200ms	1200V/200ms	1200V/200ms	1200V/200ms
Follow current extinguishing capability a.c. [N-PE] I _{fi}	100Arms	100Arms	100Arms	100Arms	100Arms
Max. backup fuse	125A gG	125A gG	125A gG	125A gG	125A gG
Response time [L-N] t _A	≤25ns	≤25ns	≤25ns	≤25ns	≤25ns
Response time [N-PE] t _A	≤100ns	≤100ns	≤100ns	≤100ns	≤100ns
Operating temperature range T _u	-40°C-80°C	-40°C-80°C	-40°C-80°C	-40°C-80°C	-40°C-80°C
Operating state/fault indication	green/red	green/red	green/red	green/red	green/red
Cross-section area (Min.)	4 mm ²	4 mm ²	4 mm ²	4 mm ²	4 mm ²
Cross-section area (Max.)	35mm ²	35mm ²	35mm ²	35mm ²	35mm ²
For mounting on	35mm Din rail				
Enclosure material	Thermoplastic UL94-V0				
Degree of protection	IP20	IP20	IP20	IP20	IP20
Order Code	B8451	B8453	B8455	B8457	B8249
Order Code (With remote signaling)	B8452	B8454	B8456	B8458	B8250

BR-40 1+1

Type 2 Surge Arrester

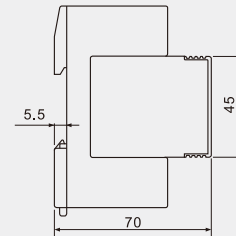
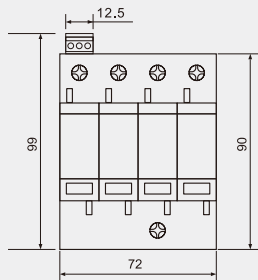
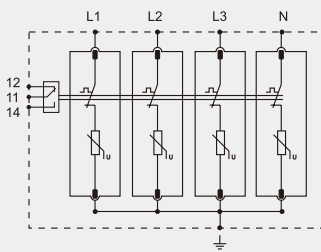



■ BR-40 1+1 surge arrester is suitable for TT and TN-S system.

	BR-40 150 1+1	BR-40 275 1+1	BR-40 320 1+1	BR-40 385 1+1	BR-40 440 1+1
SPD classification according to EN61643-11	Type 2	Type 2	Type 2	Type 2	Type 2
SPD classification according to IEC61643-11	Class II	Class II	Class II	Class II	Class II
Max. continuous operating a.c. voltage [L-N] U _c	150V	275V	320V	385V	440V
Max. continuous operating a.c. voltage [N-PE] U _c	255V	255V	255V	255V	255V
Nominal discharge current (8/20μs) I _n	20kA	20kA	20kA	20kA	20kA
Max. discharge current (8/20μs) I _{max}	40kA	40kA	40kA	40kA	40kA
Voltage protection level [L-N] U _p	≤0.8kV	≤1.3kV	≤1.5kV	≤1.8kV	≤2.0kV
Voltage protection level 5kA [L-N] U _p	≤0.6kV	≤1kV	≤1.2kV	≤1.4kV	≤1.6kV
Voltage protection level [N-PE] U _p	≤1.5kV	≤1.5kV	≤1.5kV	≤1.5kV	≤1.5kV
Short-circuit withstand capacity I _{SCCR}	25kA	25kA	25kA	25kA	25kA
Temporary overvoltage TOV-withstand [L-N] U _T	175V/5sec.	335V/5sec.	350V/5sec.	500V/5sec.	580V/5sec.
Temporary overvoltage TOV-safe failure [L-N] U _T	250V/120min.	440V/120min	550V/120min.	660V/120min.	770V/120min.
Temporary overvoltage TOV-withstand [N-PE] U _T	1200V/200ms	1200V/200ms	1200V/200ms	1200V/200ms	1200V/200ms
Follow current extinguishing capability a.c. [N-PE] I _{fi}	100Arms	100Arms	100Arms	100Arms	100Arms
Max. backup fuse	125A gG	125A gG	125A gG	125A gG	125A gG
Response time [L-N] t _A	≤25ns	≤25ns	≤25ns	≤25ns	≤25ns
Response time [N-PE] t _A	≤100ns	≤100ns	≤100ns	≤100ns	≤100ns
Operating temperature range T _u	-40°C-80°C	-40°C-80°C	-40°C-80°C	-40°C-80°C	-40°C-80°C
Operating state/fault indication	green/red	green/red	green/red	green/red	green/red
Cross-section area (Min.)	4 mm ²	4 mm ²	4 mm ²	4 mm ²	4 mm ²
Cross-section area (Max.)	35mm ²	35mm ²	35mm ²	35mm ²	35mm ²
For mounting on	35mm Din rail				
Enclosure material	Thermoplastic UL94-V0				
Degree of protection	IP20	IP20	IP20	IP20	IP20
Order Code	B8251	B8253	B8255	B8257	B8370
Order Code (With remote signaling)	B8252	B8254	B8256	B8258	B8371

BR-60 4P

Type 2 Surge Arrester

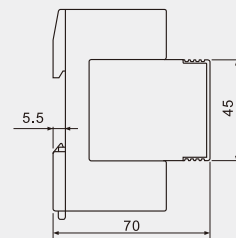
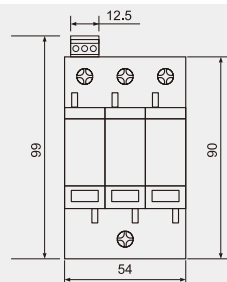
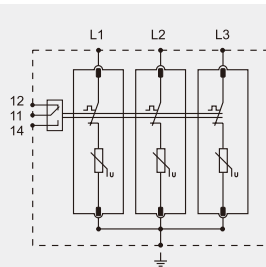



BR-60 4 pole surge arrester is suitable for TN-S system.

	BR-60 150 4P	BR-60 275 4P	BR-60 320 4P	BR-60 385 4P
SPD classification according to EN61643-11	Type 2	Type 2	Type 2	Type 2
SPD classification according to IEC61643-11	Class II	Class II	Class II	Class II
Max. continuous operating a.c. voltage	Uc	150V	275V	320V
Nominal discharge current (8/20μs)	In	30kA	30kA	30kA
Max. discharge current (8/20μs)	I _{max}	60kA	60kA	60kA
Voltage protection level	Up	≤1.0kV	≤1.6kV	≤1.8kV
Voltage protection level 5kA	Up	≤0.5kV	≤0.6kV	≤1.2kV
Max. backup fuse		160A gG	160A gG	160A gG
Short-circuit withstand capacity	I _{SCCR}	25kA	25kA	25kA
Temporary overvoltage TOV-withstand	U _T	175V/5sec.	335V/5sec.	350V/5sec.
Temporary overvoltage TOV-safe failure	U _T	250V/120min.	440V/120min	550V/120min.
Response time	t _A	≤25ns	≤25ns	≤25ns
Operating temperature range	T _u	-40°C-80°C	-40°C-80°C	-40°C-80°C
Operating state/fault indication		green/red	green/red	green/red
Cross-section area (Min.)		4 mm ²	4 mm ²	4 mm ²
Cross-section area (Max.)		35mm ²	35mm ²	35mm ²
For mounting on	35mm Din rail			
Enclosure material	Thermoplastic UL94-V0			
Degree of protection	IP20	IP20	IP20	IP20
Order Code	B8761	B8763	B8765	B8767
Order Code (With remote signaling)	B8762	B8764	B8766	B8768

BR-60 3P

Type 2 Surge Arrester

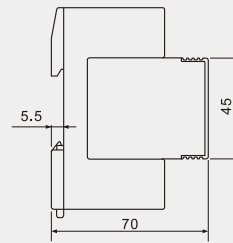
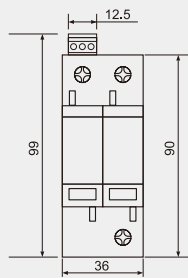
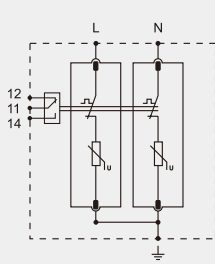


■ BR-60 3 pole surge arrester is suitable for TN-C system.

	BR-60 150 3P	BR-60 275 3P	BR-60 320 3P	BR-60 385 3P
SPD classification according to EN61643-11	Type 2	Type 2	Type 2	Type 2
SPD classification according to IEC61643-11	Class II	Class II	Class II	Class II
Max. continuous operating a.c. voltage	Uc	150V	275V	320V
Nominal discharge current (8/20µs)	In	30kA	30kA	30kA
Max. discharge current (8/20µs)	I _{max}	60kA	60kA	60kA
Voltage protection level	Up	≤ 1.0kV	≤ 1.6kV	≤ 1.8kV
Voltage protection level 5kA	Up	≤ 0.5kV	≤ 0.6kV	≤ 1kV
Max. backup fuse		160A gG	160A gG	160A gG
Short-circuit withstand capacity	I _{SCCR}	25kA	25kA	25kA
Temporary overvoltage TOV-withstand	U _T	175V/5sec.	335V/5sec.	350V/5sec.
Temporary overvoltage TOV-safe failure	U _T	250V/120min.	440V/120min	550V/120min.
Response time	t _A	≤ 25ns	≤ 25ns	≤ 25ns
Operating temperature range	T _u	-40°C-80°C	-40°C-80°C	-40°C-80°C
Operating state/fault indication		green/red	green/red	green/red
Cross-section area (Min.)		4 mm ²	4 mm ²	4 mm ²
Cross-section area (Max.)		35mm ²	35mm ²	35mm ²
For mounting on	35mm Din rail			
Enclosure material	Thermoplastic UL94-V0			
Degree of protection	IP20	IP20	IP20	IP20
Order Code	B8771	B8773	B8775	B8777
Order Code (With remote signaling)	B8772	B8774	B8776	B8778

BR-60 2P

Type 2 Surge Arrester

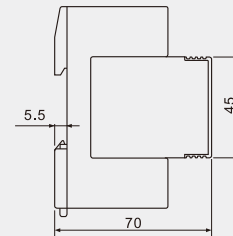
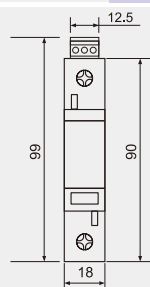
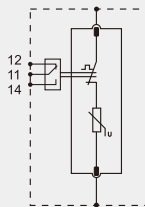


■ BR-60 2 pole surge arrester is suitable for TN-S system.

	BR-60 150 2P	BR-60 275 2P	BR-60 320 2P	BR-60 385 2P
SPD classification according to EN61643-11	Type 2	Type 2	Type 2	Type 2
SPD classification according to IEC61643-11	Class II	Class II	Class II	Class II
Max. continuous operating a.c. voltage U_c	150V	275V	320V	385V
Nominal discharge current (8/20 μ s) I_n	30kA	30kA	30kA	30kA
Max. discharge current (8/20 μ s) I_{max}	60kA	60kA	60kA	60kA
Voltage protection level U_p	$\leq 1.0kV$	$\leq 1.6kV$	$\leq 1.8kV$	$\leq 2.2kV$
Voltage protection level 5kA U_p	$\leq 0.5kV$	$\leq 0.6kV$	$\leq 1kV$	$\leq 1.2kV$
Max. backup fuse	160A gG	160A gG	160A gG	160A gG
Short-circuit withstand capacity I_{SCCR}	25kA	25kA	25kA	25kA
Temporary overvoltage TOV-withstand U_T	175V/5sec.	335V/5sec.	350V/5sec.	500V/5sec.
Temporary overvoltage TOV-safe failure U_T	250V/120min.	440V/120min	550V/120min.	660V/120min.
Response time t_A	$\leq 25ns$	$\leq 25ns$	$\leq 25ns$	$\leq 25ns$
Operating temperature range T_u	-40 $^{\circ}C$ -80 $^{\circ}C$	-40 $^{\circ}C$ -80 $^{\circ}C$	-40 $^{\circ}C$ -80 $^{\circ}C$	-40 $^{\circ}C$ -80 $^{\circ}C$
Operating state/fault indication	green/red	green/red	green/red	green/red
Cross-section area (Min.)	4 mm ²	4 mm ²	4 mm ²	4 mm ²
Cross-section area (Max.)	35mm ²	35mm ²	35mm ²	35mm ²
For mounting on	35mm Din rail			
Enclosure material	Thermoplastic UL94-V0			
Degree of protection	IP20	IP20	IP20	IP20
Order Code	B8781	B8783	B8785	B8787
Order Code (With remote signaling)	B8782	B8784	B8786	B8788

BR-60 1P

Type 2 Surge Arrester

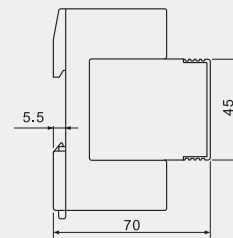
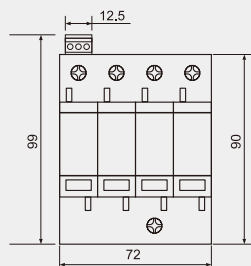
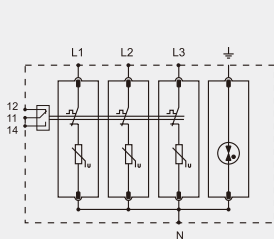



■ BR-60 1P can be used to build 2P, 3P and 4P surge arresters.

	BR-60 150 1P	BR-60 275 1P	BR-60 320 1P	BR-60 385 1P
SPD classification according to EN61643-11	Type 2	Type 2	Type 2	Type 2
SPD classification according to IEC61643-11	Class II	Class II	Class II	Class II
Max. continuous operating a.c. voltage	Uc	150V	275V	320V
Nominal discharge current (8/20μs)	In	30kA	30kA	30kA
Max. discharge current (8/20μs)	Imax	60kA	60kA	60kA
Voltage protection level	Up	≤1.0kV	≤1.6kV	≤1.8kV
Voltage protection level 5kA	Up	≤0.5kV	≤0.6kV	≤1kV
Max. backup fuse		160A gG	160A gG	160A gG
Short-circuit withstand capacity	IscCR	25kA	25kA	25kA
Temporary overvoltage TOV-withstand	UT	175V/5sec.	335V/5sec.	350V/5sec.
Temporary overvoltage TOV-safe failure	UT	250V/120min.	440V/120min	550V/120min.
Response time	tA	≤25ns	≤25ns	≤25ns
Operating temperature range	Tu	-40°C-80°C	-40°C-80°C	-40°C-80°C
Operating state/fault indication		green/red	green/red	green/red
Cross-section area (Min.)		4 mm ²	4 mm ²	4 mm ²
Cross-section area (Max.)		35mm ²	35mm ²	35mm ²
For mounting on	35mm Din rail			
Enclosure material	Thermoplastic UL94-V0			
Degree of protection	IP20	IP20	IP20	IP20
Order Code	B8791	B8793	B8795	B8797
Order Code (With remote signaling)	B8792	B8794	B8796	B8798

BR-60 3+1

Type 2 Surge Arrester

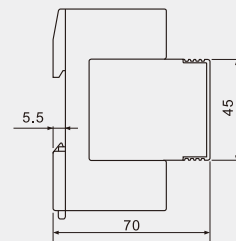
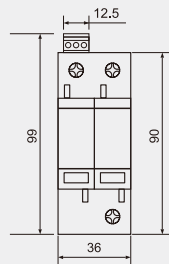
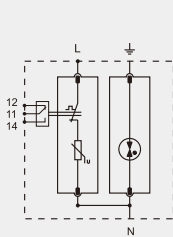


BR-60 3+1 surge arrester is suitable for TT and TN-S system.

	BR-60 150 3+1	BR-60 275 3+1	BR-60 320 3+1	BR-60 385 3+1
SPD classification according to EN61643-11	Type 2	Type 2	Type 2	Type 2
SPD classification according to IEC61643-11	Class II	Class II	Class II	Class II
Max. continuous operating a.c. voltage [L-N] Uc	150V	275V	320V	385V
Max. continuous operating a.c. voltage [N-PE] Uc	255V	255V	255V	255V
Nominal discharge current (8/20μs) In	30kA	30kA	30kA	30kA
Max. discharge current (8/20μs) I _{max}	60kA	60kA	60kA	60kA
Voltage protection level [L-N] Up	≤1.0kV	≤1.6kV	≤1.8kV	≤2.2kV
Voltage protection level 5kA [L-N] Up	≤0.5kV	≤0.6kV	≤1kV	≤1.2kV
Voltage protection level [N-PE] Up	≤1.5kV	≤1.5kV	≤1.5kV	≤1.5kV
Short-circuit withstand capacity I _{SCCR}	25kA	25kA	25kA	25kA
Temporary overvoltage TOV-withstand [L-N] U _T	175V/5sec.	335V/5sec.	350V/5sec.	500V/5sec.
Temporary overvoltage TOV-safe failure [L-N] U _T	250V/120min.	440V/120min	550V/120min.	660V/120min.
Temporary overvoltage TOV-withstand [N-PE] U _T	1200V/200ms	1200V/200ms	1200V/200ms	1200V/200ms
Follow current extinguishing capability a.c. [N-PE] I _{fi}	100Arms	100Arms	100Arms	100Arms
Max. backup fuse	160A gG	160A gG	160A gG	160A gG
Response time [L-N] t _A	≤25ns	≤25ns	≤25ns	≤25ns
Response time [N-PE] t _A	≤100ns	≤100ns	≤100ns	≤100ns
Operating temperature range Tu	-40°C–80°C	-40°C–80°C	-40°C–80°C	-40°C–80°C
Operating state/fault indication	green/red	green/red	green/red	green/red
Cross-section area (Min.)	4 mm ²	4 mm ²	4 mm ²	4 mm ²
Cross-section area (Max.)	35mm ²	35mm ²	35mm ²	35mm ²
For mounting on	35mm Din rail			
Enclosure material	Thermoplastic UL94-V0			
Degree of protection	IP20	IP20	IP20	IP20
Order Code	B8801	B8803	B8805	B8807
Order Code (With remote signaling)	B8802	B8804	B8806	B8808

BR-60 1+1

Type 2 Surge Arrester

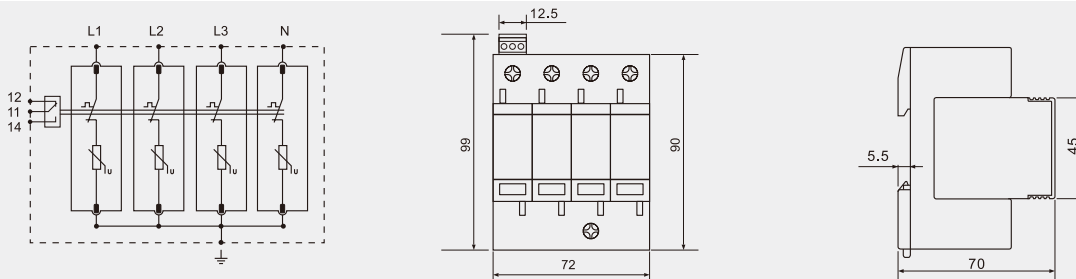



BR-60 1+1 surge arrester is suitable for TT and TN-S system.

	BR-60 150 1+1	BR-60 275 1+1	BR-60 320 1+1	BR-60 385 1+1
SPD classification according to EN61643-11	Type 2	Type 2	Type 2	Type 2
SPD classification according to IEC61643-11	Class II	Class II	Class II	Class II
Max. continuous operating a.c. voltage [L-N] U _c	150V	275V	320V	385V
Max. continuous operating a.c. voltage [N-PE] U _c	255V	255V	255V	255V
Nominal discharge current (8/20μs) I _n	30kA	30kA	30kA	30kA
Max. discharge current (8/20μs) I _{max}	60kA	60kA	60kA	60kA
Voltage protection level [L-N] U _p	≤1.0kV	≤1.6kV	≤1.8kV	≤2.2kV
Voltage protection level 5kA [L-N] U _p	≤0.5kV	≤0.6kV	≤1kV	≤1.2kV
Voltage protection level [N-PE] U _p	≤1.5kV	≤1.5kV	≤1.5kV	≤1.5kV
Short-circuit withstand capacity I _{SCCR}	25kA	25kA	25kA	25kA
Temporary overvoltage TOV-withstand [L-N] U _T	175V/5sec.	335V/5sec.	350V/5sec.	500V/5sec.
Temporary overvoltage TOV-safe failure [L-N] U _T	250V/120min.	440V/120min	550V/120min.	660V/120min.
Temporary overvoltage TOV-withstand [N-PE] U _T	1200V/200ms	1200V/200ms	1200V/200ms	1200V/200ms
Follow current extinguishing capability a.c. [N-PE] I _{fi}	100Arms	100Arms	100Arms	100Arms
Max. backup fuse	160A gG	160A gG	160A gG	160A gG
Response time [L-N] t _A	≤25ns	≤25ns	≤25ns	≤25ns
Response time [N-PE] t _A	≤100ns	≤100ns	≤100ns	≤100ns
Operating temperature range T _u	-40°C-80°C	-40°C-80°C	-40°C-80°C	-40°C-80°C
Operating state/fault indication	green/red	green/red	green/red	green/red
Cross-section area (Min.)	4 mm ²	4 mm ²	4 mm ²	4 mm ²
Cross-section area (Max.)	35mm ²	35mm ²	35mm ²	35mm ²
For mounting on	35mm Din rail			
Enclosure material	Thermoplastic UL94-V0			
Degree of protection	IP20	IP20	IP20	IP20
Order Code	B8811	B8813	B8815	B8817
Order Code (With remote signaling)	B8812	B8814	B8816	B8818

BR-80 4P

Type 2 Surge Arrester

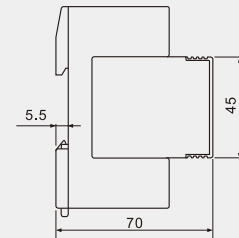
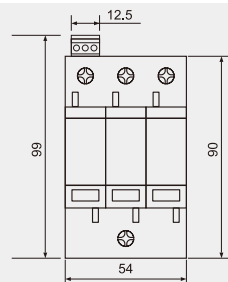
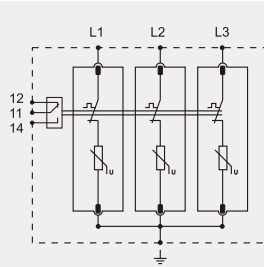



BR-80 4 pole surge arrester is suitable for TN-S system.

	BR-80 150 4P	BR-80 275 4P	BR-80 320 4P	BR-80 385 4P
SPD classification according to EN61643-11	Type 2	Type 2	Type 2	Type 2
SPD classification according to IEC61643-11	Class II	Class II	Class II	Class II
Max. continuous operating a.c. voltage U_c	150V	275V	320V	385V
Nominal discharge current (8/20 μ s) I_n	40kA	40kA	40kA	40kA
Max. discharge current (8/20 μ s) I_{max}	80kA	80kA	80kA	80kA
Voltage protection level U_p	$\leq 1.0kV$	$\leq 1.7kV$	$\leq 2.0kV$	$\leq 2.3kV$
Voltage protection level 5kA U_p	$\leq 0.5kV$	$\leq 0.9kV$	$\leq 1.1kV$	$\leq 1.3kV$
Max. backup fuse	200A gG	200A gG	200A gG	200A gG
Short-circuit withstand capacity I_{SCCR}	25kA	25kA	25kA	25kA
Temporary overvoltage TOV-withstand U_T	175V/5sec.	335V/5sec.	350V/5sec.	500V/5sec.
Temporary overvoltage TOV-safe failure U_T	250V/120min.	440V/120min	550V/120min.	660V/120min.
Response time t_A	$\leq 25ns$	$\leq 25ns$	$\leq 25ns$	$\leq 25ns$
Operating temperature range T_u	-40°C-80°C	-40°C-80°C	-40°C-80°C	-40°C-80°C
Operating state/fault indication	green/red	green/red	green/red	green/red
Cross-section area (Min.)	4 mm ²	4 mm ²	4 mm ²	4 mm ²
Cross-section area (Max.)	35mm ²	35mm ²	35mm ²	35mm ²
For mounting on	35mm Din rail			
Enclosure material	Thermoplastic UL94-V0			
Degree of protection	IP20	IP20	IP20	IP20
Order Code	B8260	B8262	B8264	B8266
Order Code (With remote signaling)	B8261	B8263	B8265	B8267

BR-80 3P

Type 2 Surge Arrester

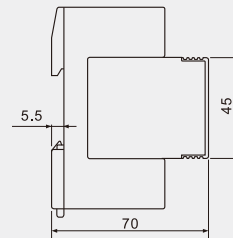
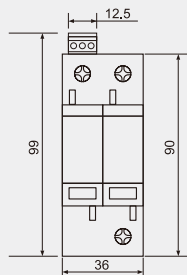
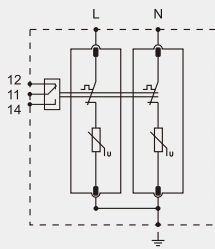



■ BR-80 3 pole surge arrester is suitable for TN-C system.

	BR-80 150 3P	BR-80 275 3P	BR-80 320 3P	BR-80 385 3P
SPD classification according to EN61643-11	Type 2	Type 2	Type 2	Type 2
SPD classification according to IEC61643-11	Class II	Class II	Class II	Class II
Max. continuous operating a.c. voltage	Uc	150V	275V	320V
Nominal discharge current (8/20μs)	In	40kA	40kA	40kA
Max. discharge current (8/20μs)	I _{max}	80kA	80kA	80kA
Voltage protection level	Up	≤1.0kV	≤1.7kV	≤2.0kV
Voltage protection level 5kA	Up	≤0.5kV	≤0.9kV	≤1.3kV
Max. backup fuse		200A gG	200A gG	200A gG
Short-circuit withstand capacity	I _{SCCR}	25kA	25kA	25kA
Temporary overvoltage TOV-withstand	U _T	175V/5sec.	335V/5sec.	350V/5sec.
Temporary overvoltage TOV-safe failure	U _T	250V/120min.	440V/120min	550V/120min.
Response time	t _A	≤25ns	≤25ns	≤25ns
Operating temperature range	T _u	-40°C-80°C	-40°C-80°C	-40°C-80°C
Operating state/fault indication		green/red	green/red	green/red
Cross-section area (Min.)		4 mm ²	4 mm ²	4 mm ²
Cross-section area (Max.)		35mm ²	35mm ²	35mm ²
For mounting on	35mm Din rail			
Enclosure material	Thermoplastic UL94-V0			
Degree of protection	IP20	IP20	IP20	IP20
Order Code	B8268	B8270	B8272	B8274
Order Code (With remote signaling)	B8269	B8271	B8273	B8275

BR-80 2P

Type 2 Surge Arrester

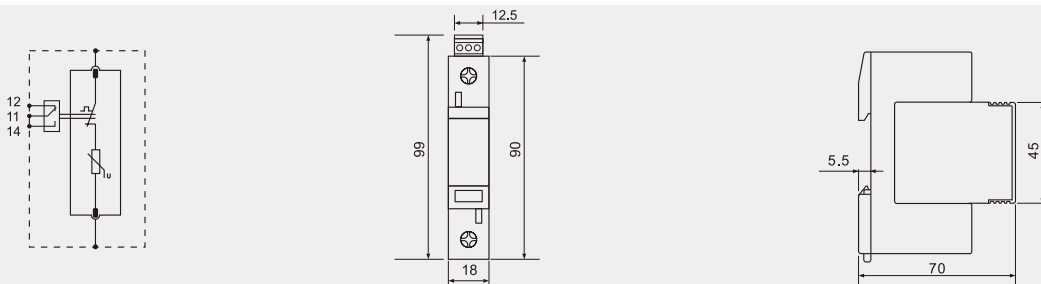


■ BR-80 2 pole surge arrester is suitable for TN-S system.

	BR-80 150 2P	BR-80 275 2P	BR-80 320 2P	BR-80 385 2P
SPD classification according to EN61643-11	Type 2	Type 2	Type 2	Type 2
SPD classification according to IEC61643-11	Class II	Class II	Class II	Class II
Max. continuous operating a.c. voltage	Uc	150V	275V	320V
Nominal discharge current (8/20μs)	In	40kA	40kA	40kA
Max. discharge current (8/20μs)	I _{max}	80kA	80kA	80kA
Voltage protection level	Up	≤1.0kV	≤1.7kV	≤2.0kV
Voltage protection level 5kA	Up	≤0.5kV	≤0.9kV	≤1.3kV
Max. backup fuse		200A gG	200A gG	200A gG
Short-circuit withstand capacity	I _{SCCR}	25kA	25kA	25kA
Temporary overvoltage TOV-withstand	U _T	175V/5sec.	335V/5sec.	350V/5sec.
Temporary overvoltage TOV-safe failure	U _T	250V/120min.	440V/120min	550V/120min.
Response time	t _A	≤25ns	≤25ns	≤25ns
Operating temperature range	T _u	-40°C-80°C	-40°C-80°C	-40°C-80°C
Operating state/fault indication		green/red	green/red	green/red
Cross-section area (Min.)		4 mm ²	4 mm ²	4 mm ²
Cross-section area (Max.)		35mm ²	35mm ²	35mm ²
For mounting on	35mm Din rail			
Enclosure material	Thermoplastic UL94-V0			
Degree of protection	IP20	IP20	IP20	IP20
Order Code	B8276	B8278	B8280	B8282
Order Code (With remote signaling)	B8277	B8279	B8281	B8283

BR-80 1P

Type 2 Surge Arrester

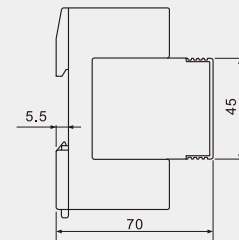
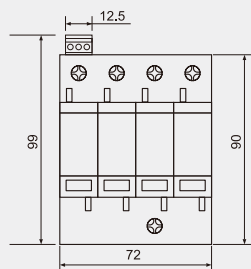
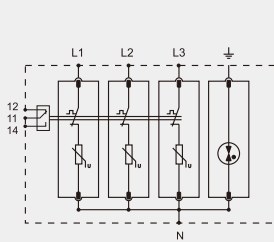


■ BR-80 1P can be used to build 2P, 3P and 4P surge arresters.

		BR-80 150 1P	BR-80 275 1P	BR-80 320 1P	BR-80 385 1P
SPD classification according to EN61643-11		Type 2	Type 2	Type 2	Type 2
SPD classification according to IEC61643-11		Class II	Class II	Class II	Class II
Max. continuous operating a.c. voltage	Uc	150V	275V	320V	385V
Nominal discharge current (8/20µs)	In	40kA	40kA	40kA	40kA
Max. discharge current (8/20µs)	Imax	80kA	80kA	80kA	80kA
Voltage protection level	Up	≤1.0kV	≤1.7kV	≤2.0kV	≤2.3kV
Voltage protection level 5kA	Up	≤0.5kV	≤0.9kV	≤1.1kV	≤1.3kV
Max. backup fuse		200A gG	200A gG	200A gG	200A gG
Short-circuit withstand capacity	IscCR	25kA	25kA	25kA	25kA
Temporary overvoltage TOV-withstand	UT	175V/5sec.	335V/5sec.	350V/5sec.	500V/5sec.
Temporary overvoltage TOV-safe failure	UT	250V/120min.	440V/120min	550V/120min.	660V/120min.
Response time	tA	≤25ns	≤25ns	≤25ns	≤25ns
Operating temperature range	Tu	-40°C-80°C	-40°C-80°C	-40°C-80°C	-40°C-80°C
Operating state/fault indication		green/red	green/red	green/red	green/red
Cross-section area (Min.)		4 mm ²	4 mm ²	4 mm ²	4 mm ²
Cross-section area (Max.)		35mm ²	35mm ²	35mm ²	35mm ²
For mounting on		35mm Din rail			
Enclosure material		Thermoplastic UL94-V0			
Degree of protection		IP20	IP20	IP20	IP20
Order Code		B8284	B8286	B8288	B8290
Order Code (With remote signaling)		B8285	B8287	B8289	B8291

BR-80 3+1

Type 2 Surge Arrester

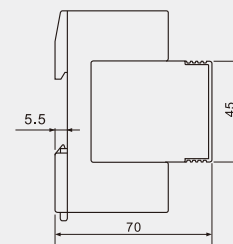
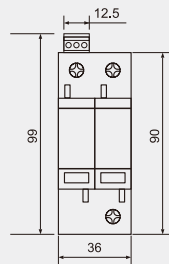
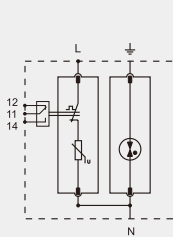


■ BR-80 3+1 surge arrester is suitable for TT and TN-S system.

	BR-80 150 3+1	BR-80 275 3+1	BR-80 320 3+1	BR-80 385 3+1
SPD classification according to EN61643-11	Type 2	Type 2	Type 2	Type 2
SPD classification according to IEC61643-11	Class II	Class II	Class II	Class II
Max. continuous operating a.c. voltage [L-N] Uc	150V	275V	320V	385V
Max. continuous operating a.c. voltage [N-PE] Uc	255V	255V	255V	255V
Nominal discharge current (8/20μs) In	40kA	40kA	40kA	40kA
Max. discharge current (8/20μs) Imax	80kA	80kA	80kA	80kA
Voltage protection level [L-N] Up	≤1.0kV	≤1.7kV	≤2.0kV	≤2.3kV
Voltage protection level 5kA [L-N] Up	≤0.5kV	≤0.9kV	≤1.1kV	≤1.3kV
Voltage protection level [N-PE] Up	≤1.5kV	≤1.5kV	≤1.5kV	≤1.5kV
Short-circuit withstand capacity IsCCR	25kA	25kA	25kA	25kA
Temporary overvoltage TOV-withstand [L-N] UT	175V/5sec.	335V/5sec.	350V/5sec.	500V/5sec.
Temporary overvoltage TOV-safe failure [L-N] UT	250V/120min.	440V/120min	550V/120min.	660V/120min.
Temporary overvoltage TOV-withstand [N-PE] UT	1200V/200ms	1200V/200ms	1200V/200ms	1200V/200ms
Follow current extinguishing capability a.c. [N-PE] Ifi	100Arms	100Arms	100Arms	100Arms
Max. backup fuse	200A gG	200A gG	200A gG	200A gG
Response time [L-N] tA	≤25ns	≤25ns	≤25ns	≤25ns
Response time [N-PE] tA	≤100ns	≤100ns	≤100ns	≤100ns
Operating temperature range Tu	-40°C-80°C	-40°C-80°C	-40°C-80°C	-40°C-80°C
Operating state/fault indication	green/red	green/red	green/red	green/red
Cross-section area (Min.)	4 mm ²	4 mm ²	4 mm ²	4 mm ²
Cross-section area (Max.)	35mm ²	35mm ²	35mm ²	35mm ²
For mounting on	35mm Din rail			
Enclosure material	Thermoplastic UL94-V0			
Degree of protection	IP20	IP20	IP20	IP20
Order Code	B8292	B8294	B8296	B8298
Order Code (With remote signaling)	B8293	B8295	B8297	B8888

BR-80 1+1

Type 2 Surge Arrester

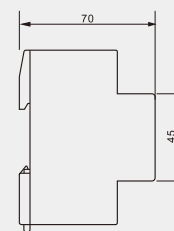
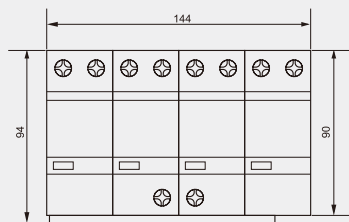
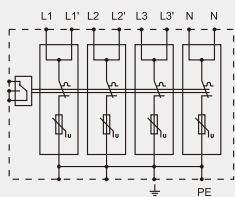


■ BR-80 1+1 surge arrester is suitable for TT and TN-S system.

	BR-80 150 1+1	BR-80 275 1+1	BR-80 320 1+1	BR-80 385 1+1
SPD classification according to EN61643-11	Type 2	Type 2	Type 2	Type 2
SPD classification according to IEC61643-11	Class II	Class II	Class II	Class II
Max. continuous operating a.c. voltage [L-N] U _c	150V	275V	320V	385V
Max. continuous operating a.c. voltage [N-PE] U _c	255V	255V	255V	255V
Nominal discharge current (8/20μs) I _n	40kA	40kA	40kA	40kA
Max. discharge current (8/20μs) I _{max}	80kA	80kA	80kA	80kA
Voltage protection level [L-N] U _p	≤1.0kV	≤1.7kV	≤2.0kV	≤2.3kV
Voltage protection level 5kA [L-N] U _p	≤0.5kV	≤0.9kV	≤1.1kV	≤1.3kV
Voltage protection level [N-PE] U _p	≤1.5kV	≤1.5kV	≤1.5kV	≤1.5kV
Short-circuit withstand capacity I _{SCCR}	25kA	25kA	25kA	25kA
Temporary overvoltage TOV-withstand [L-N] U _T	175V/5sec.	335V/5sec.	350V/5sec.	500V/5sec.
Temporary overvoltage TOV-safe failure [L-N] U _T	250V/120min.	440V/120min	550V/120min.	660V/120min.
Temporary overvoltage TOV-withstand [N-PE] U _T	1200V/200ms	1200V/200ms	1200V/200ms	1200V/200ms
Follow current extinguishing capability a.c. [N-PE] I _{fi}	100Arms	100Arms	100Arms	100Arms
Max. backup fuse	200A gG	200A gG	200A gG	200A gG
Response time [L-N] t _A	≤25ns	≤25ns	≤25ns	≤25ns
Response time [N-PE] t _A	≤100ns	≤100ns	≤100ns	≤100ns
Operating temperature range T _u	-40°C-80°C	-40°C-80°C	-40°C-80°C	-40°C-80°C
Operating state/fault indication	green/red	green/red	green/red	green/red
Cross-section area (Min.)	4 mm ²	4 mm ²	4 mm ²	4 mm ²
Cross-section area (Max.)	35mm ²	35mm ²	35mm ²	35mm ²
For mounting on	35mm Din rail			
Enclosure material	Thermoplastic UL94-V0			
Degree of protection	IP20	IP20	IP20	IP20
Order Code	B8360	B8362	B8364	B8366
Order Code (With remote signaling)	B8361	B8363	B8365	B8367

BR-100 4P

Type 2 Surge Arrester

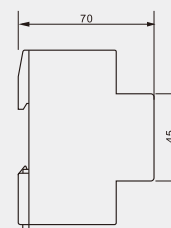
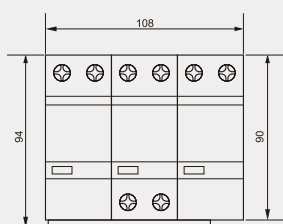
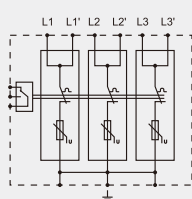


■ BR-100 4pole surge arrester is suitable for TN-S system.

		BR-100 275 4P	BR-100 320 4P	BR-100 385 4P
SPD classification according to EN61643-11		Type 2	Type 2	Type 2
SPD classification according to IEC61643-11		Class II	Class II	Class II
Max. continuous operating a.c. voltage	Uc	275V	320V	385V
Nominal discharge current (8/20μs)	In	50kA	50kA	50kA
Max. discharge current (8/20μs)	I _{max}	100kA	100kA	100kA
Voltage protection level	Up	≤1.9kV	≤2.1kV	≤2.5kV
Voltage protection level 5kA	Up	≤0.6kV	≤1kV	≤1.2kV
Max. backup fuse		250A gG	250A gG	250A gG
Short-circuit withstand capacity	I _{SCCR}	25kA	25kA	25kA
Temporary overvoltage TOV-withstand	U _T	335V/5sec.	350V/5sec.	500V/5sec.
Temporary overvoltage TOV-safe failure	U _T	440V/120min.	550V/120min.	660V/120min.
Response time	t _A	≤25ns	≤25ns	≤25ns
Operating temperature range	T _u	-40°C-80°C	-40°C-80°C	-40°C-80°C
Operating state/fault indication		green/red	green/red	green/red
Cross-section area (Min.)		4 mm ²	4 mm ²	4 mm ²
Cross-section area (Max.)		35mm ²	35mm ²	35mm ²
For mounting on		35mm Din rail		
Enclosure material		Thermoplastic UL94-V0		
Degree of protection		IP20	IP20	IP20
Order Code		B8823	B8825	B8827
Order Code (With remote signaling)		B8824	B8826	B8828

BR-100 3P

Type 2 Surge Arrester

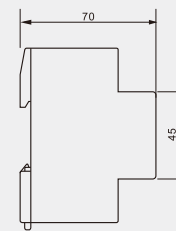
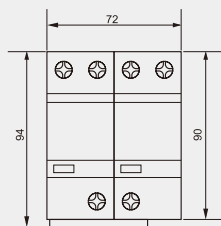
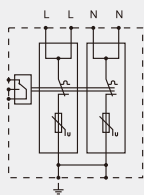


■ BR-100 3pole surge arrester is suitable for TN-C system.

		BR-100 275 3P	BR-100 320 3P	BR-100 385 3P
SPD classification according to EN61643-11		Type 2	Type 2	Type 2
SPD classification according to IEC61643-11		Class II	Class II	Class II
Max. continuous operating a.c. voltage	Uc	275V	320V	385V
Nominal discharge current (8/20μs)	In	50kA	50kA	50kA
Max. discharge current (8/20μs)	I _{max}	100kA	100kA	100kA
Voltage protection level	Up	≤1.9kV	≤2.1kV	≤2.5kV
Voltage protection level 5kA	Up	≤0.6kV	≤1kV	≤1.2kV
Max. backup fuse		250A gG	250A gG	250A gG
Short-circuit withstand capacity	I _{SCCR}	25kA	25kA	25kA
Temporary overvoltage TOV-withstand	U _T	335V/5sec.	350V/5sec.	500V/5sec.
Temporary overvoltage TOV-safe failure	U _T	440V/120min.	550V/120min.	660V/120min.
Response time	t _A	≤25ns	≤25ns	≤25ns
Operating temperature range	T _u	-40°C-80°C	-40°C-80°C	-40°C-80°C
Operating state/fault indication		green/red	green/red	green/red
Cross-section area (Min.)		4 mm ²	4 mm ²	4 mm ²
Cross-section area (Max.)		35mm ²	35mm ²	35mm ²
For mounting on		35mm Din rail		
Enclosure material		Thermoplastic UL94-V0		
Degree of protection		IP20	IP20	IP20
Order Code		B8833	B8835	B8837
Order Code (With remote signaling)		B8834	B8836	B8838

BR-100 2P

Type 2 Surge Arrester

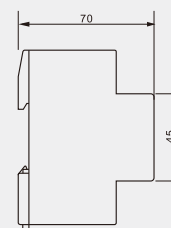
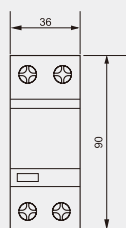
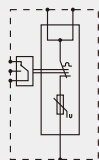


■ BR-100 2pole surge arrester is suitable for TN-S system.

		BR-100 275 2P	BR-100 320 2P	BR-100 385 2P
SPD classification according to EN61643-11		Type 2	Type 2	Type 2
SPD classification according to IEC61643-11		Class II	Class II	Class II
Max. continuous operating a.c. voltage	Uc	275V	320V	385V
Nominal discharge current (8/20μs)	In	50kA	50kA	50kA
Max. discharge current (8/20μs)	I _{max}	100kA	100kA	100kA
Voltage protection level	Up	≤1.9kV	≤2.1kV	≤2.5kV
Voltage protection level 5kA	Up	≤0.6kV	≤1kV	≤1.2kV
Max. backup fuse		250A gG	250A gG	250A gG
Short-circuit withstand capacity	I _{SCCR}	25kA	25kA	25kA
Temporary overvoltage TOV-withstand	U _T	335V/5sec.	350V/5sec.	500V/5sec.
Temporary overvoltage TOV-safe failure	U _T	440V/120min.	550V/120min.	660V/120min.
Response time	t _A	≤25ns	≤25ns	≤25ns
Operating temperature range	T _u	-40°C-80°C	-40°C-80°C	-40°C-80°C
Operating state/fault indication		green/red	green/red	green/red
Cross-section area (Min.)		4 mm ²	4 mm ²	4 mm ²
Cross-section area (Max.)		35mm ²	35mm ²	35mm ²
For mounting on		35mm Din rail		
Enclosure material		Thermoplastic UL94-V0		
Degree of protection		IP20	IP20	IP20
Order Code		B8843	B8845	B8847
Order Code (With remote signaling)		B8844	B8846	B8848

BR-100 1P

Type 2 Surge Arrester

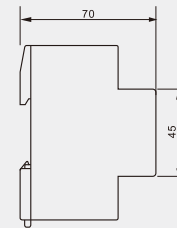
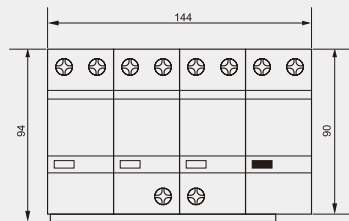
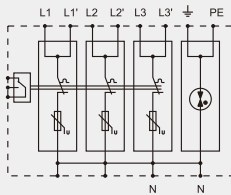


■ BR-100 1pole can form 1-4 poles.

		BR-100 275 1P	BR-100 320 1P	BR-100 385 1P
SPD classification according to EN61643-11		Type 2	Type 2	Type 2
SPD classification according to IEC61643-11		Class II	Class II	Class II
Max. continuous operating a.c. voltage	Uc	275V	320V	385V
Nominal discharge current (8/20μs)	In	50kA	50kA	50kA
Max. discharge current (8/20μs)	I _{max}	100kA	100kA	100kA
Voltage protection level	Up	≤1.9kV	≤2.1kV	≤2.5kV
Voltage protection level 5kA	Up	≤0.6kV	≤1kV	≤1.2kV
Max. backup fuse		250A gG	250A gG	250A gG
Short-circuit withstand capacity	I _{SCCR}	25kA	25kA	25kA
Temporary overvoltage TOV-withstand	U _T	335V/5sec.	350V/5sec.	500V/5sec.
Temporary overvoltage TOV-safe failure	U _T	440V/120min.	550V/120min.	660V/120min.
Response time	t _A	≤25ns	≤25ns	≤25ns
Operating temperature range	T _u	-40°C-80°C	-40°C-80°C	-40°C-80°C
Operating state/fault indication		green/red	green/red	green/red
Cross-section area (Min.)		4 mm ²	4 mm ²	4 mm ²
Cross-section area (Max.)		35mm ²	35mm ²	35mm ²
For mounting on		35mm Din rail		
Enclosure material		Thermoplastic UL94-V0		
Degree of protection		IP20	IP20	IP20
Order Code		B8853	B8855	B8857
Order Code (With remote signaling)		B8854	B8856	B8858

BR-100 3+1

Type 2 Surge Arrester

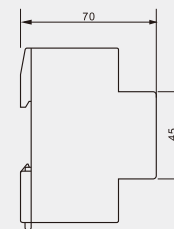
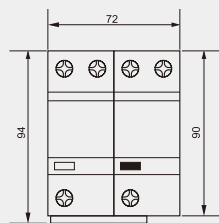
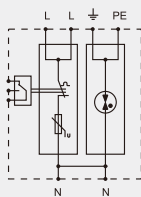



BR-100 3+1 surge arrester is suitable for TT and TN-S system.

	BR-100 275 3+1	BR-100 320 3+1	BR-100 385 3+1
SPD classification according to EN61643-11	Type 2	Type 2	Type 2
SPD classification according to IEC61643-11	Class II	Class II	Class II
Max. continuous operating a.c. voltage [L-N] U _c	275V	320V	385V
Max. continuous operating a.c. voltage [N-PE] U _c	255V	255V	255V
Nominal discharge current (8/20μs) [L-N/N-PE] I _n	50kA/100kA	50kA/100kA	50kA/100kA
Max. discharge current (8/20μs) [L-N/N-N-PE] I _{max}	100kA/160kA	100kA/160kA	100kA/160kA
Voltage protection level [L-N] U _p	≤1.9kV	≤2.1kV	≤2.5kV
Voltage protection level 5kA [L-N] U _p	≤0.6kV	≤1kV	≤1.2kV
Voltage protection level [N-PE] U _p	≤1.5kV	≤1.5kV	≤1.5kV
Short-circuit withstand capacity I _{SCCR}	25kA	25kA	25kA
Temporary overvoltage TOV-withstand [L-N] U _T	335V/5sec.	350V/5sec.	500V/5sec.
Temporary overvoltage TOV-safe failure [L-N] U _T	440V/120min.	550V/120min.	660V/120min.
Temporary overvoltage TOV-withstand [N-PE] U _T	1200V/200ms	1200V/200ms	1200V/200ms
Follow current extinguishing capability a.c. [N-PE] I _{fi}	100Arms	100Arms	100Arms
Max. backup fuse	250A gG	250A gG	250A gG
Response time [L-N] t _A	≤25ns	≤25ns	≤25ns
Response time [N-PE] t _A	≤100ns	≤100ns	≤100ns
Operating temperature range T _u	-40°C-80°C	-40°C-80°C	-40°C-80°C
Operating state/fault indication	green/red	green/red	green/red
Cross-section area (Min.)	4 mm ²	4 mm ²	4 mm ²
Cross-section area (Max.)	35mm ²	35mm ²	35mm ²
For mounting on	35mm Din rail		
Enclosure material	Thermoplastic UL94-V0		
Degree of protection	IP20	IP20	IP20
Order Code	B8863	B8865	B8867
Order Code (With remote signaling)	B8864	B8866	B8868

BR-100 1+1

Type 2 Surge Arrester

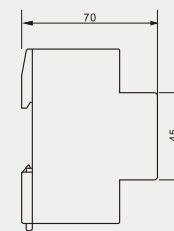
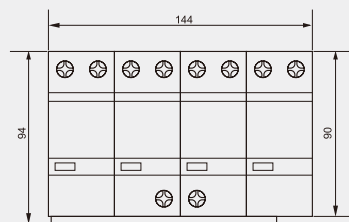
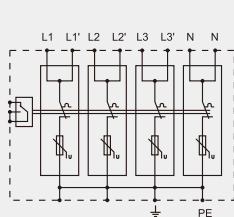


■ BR-100 1+1 surge arrester is suitable for TT and TN-S system.

	BR-100 275 1+1	BR-100 320 1+1	BR-100 385 1+1
SPD classification according to EN61643-11	Type 2	Type 2	Type 2
SPD classification according to IEC61643-11	Class II	Class II	Class II
Max. continuous operating a.c. voltage [L-N] Uc	275V	320V	385V
Max. continuous operating a.c. voltage [N-PE] Uc	255V	255V	255V
Nominal discharge current (8/20μs) [L-N/N-PE] In	50kA/100kA	50kA/100kA	50kA/100kA
Max. discharge current (8/20μs) [L-N/N-PE] Imax	100kA/160kA	100kA/160kA	100kA/160kA
Voltage protection level [L-N] Up	≤1.9kV	≤2.1kV	≤2.5kV
Voltage protection level 5kA [L-N] Up	≤0.6kV	≤1kV	≤1.2kV
Voltage protection level [N-PE] Up	≤1.5kV	≤1.5kV	≤1.5kV
Short-circuit withstand capacity IsCCR	25kA	25kA	25kA
Temporary overvoltage TOV-withstand [L-N] UT	335V/5sec.	350V/5sec.	500V/5sec.
Temporary overvoltage TOV-safe failure [L-N] UT	440V/120min.	550V/120min.	660V/120min.
Temporary overvoltage TOV-withstand [N-PE] UT	1200V/200ms	1200V/200ms	1200V/200ms
Follow current extinguishing capability a.c. [N-PE] Ifi	100Arms	100Arms	100Arms
Max. backup fuse	250A gG	250A gG	250A gG
Response time [L-N] tA	≤25ns	≤25ns	≤25ns
Response time [N-PE] tA	≤100ns	≤100ns	≤100ns
Operating temperature range Tu	-40°C-80°C	-40°C-80°C	-40°C-80°C
Operating state/fault indication	green/red	green/red	green/red
Cross-section area (Min.)	4 mm ²	4 mm ²	4 mm ²
Cross-section area (Max.)	35mm ²	35mm ²	35mm ²
For mounting on	35mm Din rail		
Enclosure material	Thermoplastic UL94-V0		
Degree of protection	IP20	IP20	IP20
Order Code	B8873	B8875	B8877
Order Code (With remote signaling)	B8874	B8876	B8878

BR-200 4P

Type 2 Surge Arrester

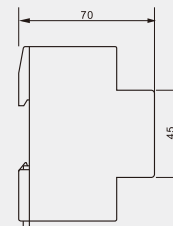
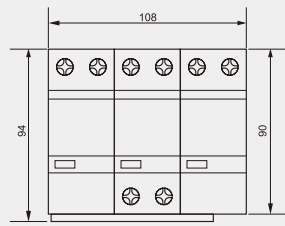
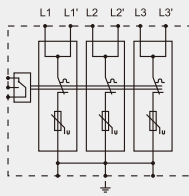



BR-200 4pole surge arrester is suitable for TN-S system.

	BR-200 275 4P	BR-200 320 4P	BR-200 385 4P
SPD classification according to EN61643-11	Type 2	Type 2	Type 2
SPD classification according to IEC61643-11	Class II	Class II	Class II
Max. continuous operating a.c. voltage	Uc	275V	320V
Nominal discharge current (8/20μs)	In	100kA	100kA
Max. discharge current (8/20μs)	I _{max}	200kA	200kA
Voltage protection level	Up	≤1.9kV	≤2.1kV
Voltage protection level 5kA	Up	≤0.6kV	≤1kV
Max. backup fuse		350A gG	350A gG
Short-circuit withstand capacity	I _{SCCR}	25kA	25kA
Temporary overvoltage TOV-withstand	U _T	335V/5sec.	350V/5sec.
Temporary overvoltage TOV-safe failure	U _T	440V/120min.	550V/120min.
Response time	t _A	≤25ns	≤25ns
Operating temperature range	T _u	-40°C-80°C	-40°C-80°C
Operating state/fault indication		green/red	green/red
Cross-section area (Min.)		4 mm ²	4 mm ²
Cross-section area (Max.)		35mm ²	35mm ²
For mounting on	35mm Din rail		
Enclosure material	Thermoplastic UL94-V0		
Degree of protection	IP20	IP20	IP20
Order Code	B7402	B7404	B7406
Order Code (With remote signaling)	B7403	B7405	B7407

BR-200 3P

Type 2 Surge Arrester

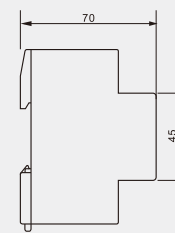
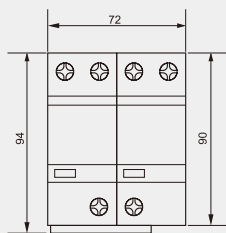
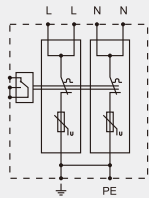


■ BR-200 3pole surge arrester is suitable for TN-C system.

	BR-200 275 3P	BR-200 320 3P	BR-200 385 3P
SPD classification according to EN61643-11	Type 2	Type 2	Type 2
SPD classification according to IEC61643-11	Class II	Class II	Class II
Max. continuous operating a.c. voltage	Uc	275V	320V
Nominal discharge current (8/20μs)	In	100kA	100kA
Max. discharge current (8/20μs)	Imax	200kA	200kA
Voltage protection level	Up	≤1.9kV	≤2.1kV
Voltage protection level 5kA	Up	≤0.6kV	≤1kV
Max. backup fuse		350A gG	350A gG
Short-circuit withstand capacity	IscCR	25kA	25kA
Temporary overvoltage TOV-withstand	UT	335V/5sec.	350V/5sec.
Temporary overvoltage TOV-safe failure	UT	440V/120min.	550V/120min.
Response time	tA	≤25ns	≤25ns
Operating temperature range	Tu	-40°C-80°C	-40°C-80°C
Operating state/fault indication		green/red	green/red
Cross-section area (Min.)		4 mm ²	4 mm ²
Cross-section area (Max.)		35mm ²	35mm ²
For mounting on		35mm Din rail	
Enclosure material		Thermoplastic UL94-V0	
Degree of protection		IP20	IP20
Order Code		B7412	B7414
Order Code (With remote signaling)		B7413	B7415

BR-200 2P

Type 2 Surge Arrester

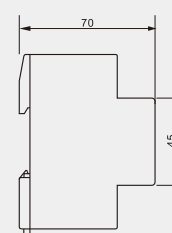
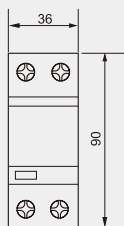
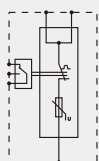


■ BR-200 2pole surge arrester is suitable for TN-S system.

	BR-200 275 2P	BR-200 320 2P	BR-200 385 2P
SPD classification according to EN61643-11	Type 2	Type 2	Type 2
SPD classification according to IEC61643-11	Class II	Class II	Class II
Max. continuous operating a.c. voltage	Uc	275V	320V
Nominal discharge current (8/20μs)	In	100kA	100kA
Max. discharge current (8/20μs)	I _{max}	200kA	200kA
Voltage protection level	Up	≤1.9kV	≤2.1kV
Voltage protection level 5kA	Up	≤0.6kV	≤1kV
Max. backup fuse		350A gG	350A gG
Short-circuit withstand capacity	I _{SCCR}	25kA	25kA
Temporary overvoltage TOV-withstand	U _T	335V/5sec.	350V/5sec.
Temporary overvoltage TOV-safe failure	U _T	440V/120min.	550V/120min.
Response time	t _A	≤25ns	≤25ns
Operating temperature range	T _u	-40°C-80°C	-40°C-80°C
Operating state/fault indication		green/red	green/red
Cross-section area (Min.)		4 mm ²	4 mm ²
Cross-section area (Max.)		35mm ²	35mm ²
For mounting on	35mm Din rail		
Enclosure material	Thermoplastic UL94-V0		
Degree of protection	IP20	IP20	IP20
Order Code	B7422	B7424	B7426
Order Code (With remote signaling)	B7423	B7425	B7427

BR-200 1P

Type 2 Surge Arrester

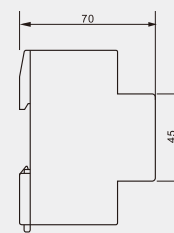
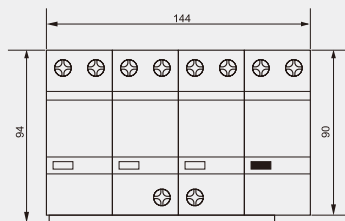
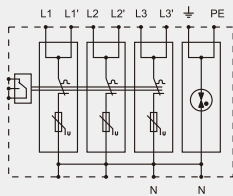


■ BR-200 1pole can form 1-4 poles.

		BR-200 275 1P	BR-200 320 1P	BR-200 385 1P
SPD classification according to EN61643-11		Type 2	Type 2	Type 2
SPD classification according to IEC61643-11		Class II	Class II	Class II
Max. continuous operating a.c. voltage	Uc	275V	320V	385V
Nominal discharge current (8/20µs)	In	100kA	100kA	100kA
Max. discharge current (8/20µs)	Imax	200kA	200kA	200kA
Voltage protection level	Up	≤1.9kV	≤2.1kV	≤2.5kV
Voltage protection level 5kA	Up	≤0.6kV	≤1kV	≤1.2kV
Max. backup fuse		350A gG	350A gG	350A gG
Short-circuit withstand capacity	IscCR	25kA	25kA	25kA
Temporary overvoltage TOV-withstand	UT	335V/5sec.	350V/5sec.	500V/5sec.
Temporary overvoltage TOV-safe failure	UT	440V/120min.	550V/120min.	660V/120min.
Response time	tA	≤25ns	≤25ns	≤25ns
Operating temperature range	Tu	-40°C-80°C	-40°C-80°C	-40°C-80°C
Operating state/fault indication		green/red	green/red	green/red
Cross-section area (Min.)		4 mm ²	4 mm ²	4 mm ²
Cross-section area (Max.)		35mm ²	35mm ²	35mm ²
For mounting on		35mm Din rail		
Enclosure material		Thermoplastic UL94-V0		
Degree of protection		IP20	IP20	IP20
Order Code		B7432	B7434	B7436
Order Code (With remote signaling)		B7433	B7435	B7437

BR-200 3+1

Type 2 Surge Arrester

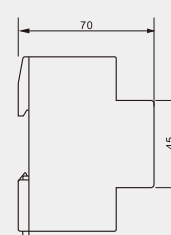
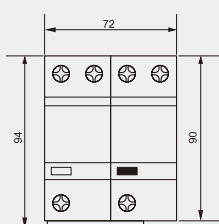
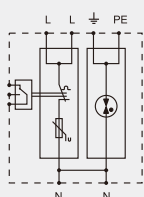



BR-200 3+1 surge arrester is suitable for TT and TN-S system.

	BR-200 275 3+1	BR-200 320 3+1	BR-200 385 3+1
SPD classification according to EN61643-11	Type 2	Type 2	Type 2
SPD classification according to IEC61643-11	Class II	Class II	Class II
Max. continuous operating a.c. voltage [L-N] U _c	275V	320V	385V
Max. continuous operating a.c. voltage [N-PE] U _c	255V	255V	255V
Nominal discharge current (8/20μs) I _n	100kA	100kA	100kA
Max. discharge current (8/20μs) I _{max}	200kA	200kA	200kA
Voltage protection level [L-N] U _p	≤1.9kV	≤2.1kV	≤2.5kV
Voltage protection level 5kA [L-N] U _p	≤0.6kV	≤1kV	≤1.2kV
Voltage protection level [N-PE] U _p	≤1.5kV	≤1.5kV	≤1.5kV
Short-circuit withstand capacity I _{SCCR}	25kA	25kA	25kA
Temporary overvoltage TOV-withstand [L-N] U _T	335V/5sec.	350V/5sec.	500V/5sec.
Temporary overvoltage TOV-safe failure [L-N] U _T	440V/120min.	550V/120min.	660V/120min.
Temporary overvoltage TOV-withstand [N-PE] U _T	1200V/200ms	1200V/200ms	1200V/200ms
Follow current extinguishing capability a.c. [N-PE] I _{fi}	100Arms	100Arms	100Arms
Max. backup fuse	350A gG	350A gG	350A gG
Response time [L-N] t _A	≤25ns	≤25ns	≤25ns
Response time [N-PE] t _A	≤100ns	≤100ns	≤100ns
Operating temperature range T _u	-40°C-80°C	-40°C-80°C	-40°C-80°C
Operating state/fault indication	green/red	green/red	green/red
Cross-section area (Min.)	4 mm ²	4 mm ²	4 mm ²
Cross-section area (Max.)	35mm ²	35mm ²	35mm ²
For mounting on	35mm Din rail		
Enclosure material	Thermoplastic UL94-V0		
Degree of protection	IP20	IP20	IP20
Order Code	B7442	B7444	B7446
Order Code (With remote signaling)	B7443	B7445	B7447

BR-200 1+1

Type 2 Surge Arrester



■ BR-200 1+1 surge arrester is suitable for TT and TN-S system.

	BR-200 275 1+1	BR-200 320 1+1	BR-200 385 1+1
SPD classification according to EN61643-11	Type 2	Type 2	Type 2
SPD classification according to IEC61643-11	Class II	Class II	Class II
Max. continuous operating a.c. voltage [L-N] U _c	275V	320V	385V
Max. continuous operating a.c. voltage [N-PE] U _c	255V	255V	255V
Nominal discharge current (8/20μs) I _n	100kA	100kA	100kA
Max. discharge current (8/20μs) I _{max}	200kA	200kA	200kA
Voltage protection level [L-N] U _p	≤1.9kV	≤2.1kV	≤2.5kV
Voltage protection level 5kA [L-N] U _p	≤0.6kV	≤1kV	≤1.2kV
Voltage protection level [N-PE] U _p	≤1.5kV	≤1.5kV	≤1.5kV
Short-circuit withstand capacity I _{SCCR}	25kA	25kA	25kA
Temporary overvoltage TOV-withstand [L-N] U _T	335V/5sec.	350V/5sec.	500V/5sec.
Temporary overvoltage TOV-safe failure [L-N] U _T	440V/120min.	550V/120min.	660V/120min.
Temporary overvoltage TOV-withstand [N-PE] U _T	1200V/200ms	1200V/200ms	1200V/200ms
Follow current extinguishing capability a.c. [N-PE] I _{fi}	100Arms	100Arms	100Arms
Max. backup fuse	350A gG	350A gG	350A gG
Response time [L-N] t _A	≤25ns	≤25ns	≤25ns
Response time [N-PE] t _A	≤100ns	≤100ns	≤100ns
Operating temperature range T _u	-40°C-80°C	-40°C-80°C	-40°C-80°C
Operating state/fault indication	green/red	green/red	green/red
Cross-section area (Min.)	4 mm ²	4 mm ²	4 mm ²
Cross-section area (Max.)	35mm ²	35mm ²	35mm ²
For mounting on	35mm Din rail		
Enclosure material	Thermoplastic UL94-V0		
Degree of protection	IP20	IP20	IP20
Order Code	B7452	B7454	B7456
Order Code (With remote signaling)	B7453	B7455	B7457