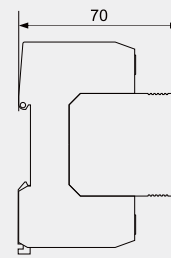
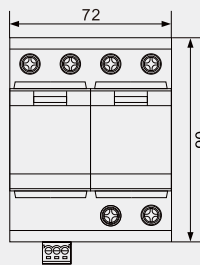
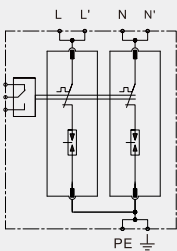


## BR-25GR 2P Type 1 Surge Arrester



■ BR-25GR 2P surge arrester is suitable for single phase TN system.

		BR-25GR 150 2P	BR-25GR 275 2P	BR-25GR 320 2P
SPD classification according to EN61643-11		Type 1 + Type 2	Type 1 + Type 2	Type 1 + Type 2
SPD classification according to IEC61643-11		Class I + Class II	Class I + Class II	Class I + Class II
Nominal operating voltage	Un	120/240V (50/60Hz)	230/400V(50/60Hz)	250/440V(50/60Hz)
Max. continuous operating a.c. voltage	Uc	150V (50/60Hz)	275V (50/60Hz)	320V (50/60Hz)
Lightning impulse current (10/350µs)	Iimp	25kA	25kA	25kA
Nominal discharge current (8/20µs)	In	25kA	25kA	25kA
Maximum discharge current (8/20µs)	I <sub>max</sub>	100kA	100kA	100kA
Quantity of electric charge	Q	12.5As	12.5As	12.5As
Specific energy	W/R	156kJ/Ω	156kJ/Ω	156kJ/Ω
Voltage protection level	Up	≤2.3kV	≤2.3kV	≤2.3kV
Short-circuit current rating a.c.	I <sub>sc</sub>	25kA rms	25kA rms	25kA rms
Max. backup fuse		315A gG	315A gG	315A gG
Temporary overvoltage TOV-withstand	U <sub>T</sub>	250V/120min.	440V/120min.	550V/120min.
Leakage current	I <sub>PE</sub>	<0.1mA	<0.1mA	<0.1mA
Response time	t <sub>A</sub>	≤100ns	≤100ns	≤100ns
Operating temperature range	T <sub>u</sub>	-40°C-80°C	-40°C-80°C	-40°C-80°C
Cross-section area (Min.)		4mm <sup>2</sup>	4mm <sup>2</sup>	4mm <sup>2</sup>
Cross-section area(Max.)		35mm <sup>2</sup>	35mm <sup>2</sup>	35mm <sup>2</sup>
For mounting on		35mm Din rail	35mm Din rail	35mm Din rail
Enclosure material		Thermoplastic UL94-V0	Thermoplastic UL94-V0	Thermoplastic UL94-V0
Degree of protection		IP20	IP20	IP20
Order Code		B17124	B17137	B17150
Order Code (With remote signaling)		B17125	B17138	B17151