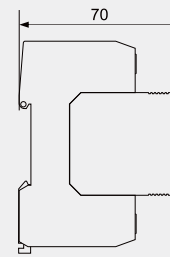
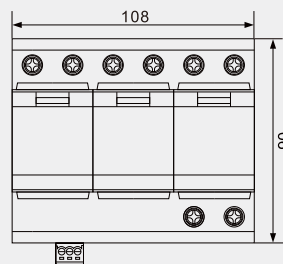
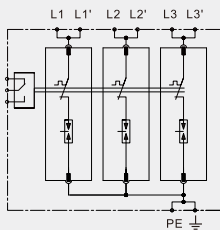



BR-50GR 3P

Type1 Surge Arrester



■ BR-50GR 3P is suitable for TN-C system.

	BR-50GR 150 3P	BR-50GR 275 3P	BR-50GR 320 3P
SPD classification according to EN61643-11	Type 1 + Type 2	Type 1 + Type 2	Type 1 + Type 2
SPD classification according to IEC61643-11	Class I + Class II	Class I + Class II	Class I + Class II
Nominal operating voltage	Un	120/240V (50/60Hz)	250/440V(50/60Hz)
Max. continuous operating a.c. voltage	Uc	150V (50/60Hz)	275V (50/60Hz)
Lightning impulse current (10/350µs)	Iimp	50kA	50kA
Nominal discharge current (8/20µs)	In	50kA	50kA
Maximum discharge current (8/20µs)	I _{max}	200kA	200kA
Quantity of electric charge	Q	25As	25As
Specific energy	W/R	625kJ/Ω	625kJ/Ω
Voltage protection level	Up	≤2.3kV	≤2.3kV
Short-circuit current rating a.c.	I _{SCCR}	25kA rms	25kA rms
Max. backup fuse		315A gG	315A gG
Temporary overvoltage TOV-withstand	U _T	250V/120min.	440V/120min.
Leakage current	I _{PE}	<0.1mA	<0.1mA
Response time	t _A	≤100ns	≤100ns
Operating temperature range	T _u	-40°C-80°C	-40°C-80°C
Cross-section area (Min.)		4mm ²	4mm ²
Cross-section area(Max.)		35mm ²	35mm ²
For mounting on		35mm Din rail	35mm Din rail
Enclosure material		Thermoplastic UL94-V0	Thermoplastic UL94-V0
Degree of protection		IP20	IP20
Order Code		B17160	B17186
Order Code (With remote signaling)		B17161	B17187