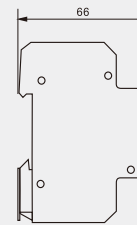
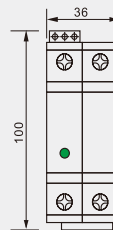
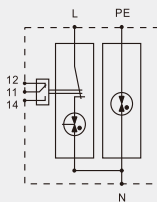


BR-25GRS 1+1 Type 1 Surge Arrester



■ BR-25GRS 1+1 surge arrester is suitable for TT and TN-S system

	BR-25GRS 150 1+1	BR-25GRS 275 1+1	BR-25GRS 320 1+1	
SPD classification according to EN61643-11	Type 1 + Type 2	Type 1 + Type 2	Type 1 + Type 2	
SPD classification according to IEC61643-11	Class I + Class II	Class I + Class II	Class I + Class II	
Max. continuous operating a.c. voltage	Uc (L-N/N-PE)	150V/255V (50/60Hz)	275V/255V (50/60Hz)	320V/255V (50/60Hz)
Lightning impulse current (10/350µs)	Iimp (L-N/N-PE)	25kA/50kA	25kA/50kA	25kA/50kA
Nominal discharge current (8/20µs)	In (L-N/N-PE)	25kA/50kA	25kA/50kA	25kA/50kA
Maximum discharge current (8/20µs)	I _{max} (L-N/N-PE)	50kA/100kA	50kA/100kA	50kA/100kA
Quantity of electric charge (L-N,N-PE)	Q	12.5As, 25As	12.5As, 25As	12.5As, 25As
Specific energy (L-N,N-PE)	W/R (L-N/N-PE)	156kJ/Ω, 625kJ/Ω	156kJ/Ω, 625kJ/Ω	156kJ/Ω, 625kJ/Ω
Voltage protection level	Up (L-N/N-PE)	≤2.3kV/≤1.5kV	≤2.3kV/≤1.5kV	≤2.3kV/≤1.5kV
Short-circuit current rating a.c.	I _{sc} (L-N/N-PE)	25kA rms/100A rms	25kA rms/100A rms	25kA rms/100A rms
Max. backup fuse		250A gG	250A gG	250A gG
Temporary overvoltage TOV-withstand	UT (L-N)	250V/120min.	440V/120min.	550V/120min.
Temporary overvoltage TOV-withstand	UT (N-PE)	1200V/200ms	1200V/200ms	1200V/200ms
Response time	t _A	≤100ns	≤100ns	≤100ns
Operating temperature range	T _u	-40°C-80°C	-40°C-80°C	-40°C-80°C
Cross-section area (Min.)		4mm ²	4mm ²	4mm ²
Cross-section area (Max.)		35mm ²	35mm ²	35mm ²
For mounting on		35mm Din rail	35mm Din rail	35mm Din rail
Enclosure material		Thermoplastic UL94-V0	Thermoplastic UL94-V0	Thermoplastic UL94-V0
Degree of protection		IP20	IP20	IP20
Order Code		B7060	B7073	B7086
Order Code (With remote signaling)		B7061	B7074	B7087