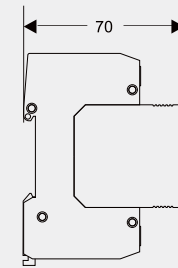
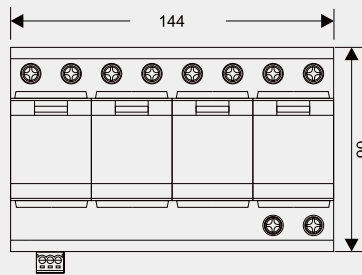
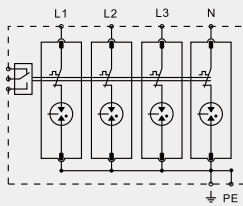



## BR-25GR 4P

### Type1 Surge Arrester



BR-25GR 4P is suitable for TN-S system.

	BR-25GR 150 4P	BR-25GR 275 4P	BR-25GR 320 4P
SPD classification according to EN61643-11	Type 1 + Type 2	Type 1 + Type 2	Type 1 + Type 2
SPD classification according to IEC61643-11	Class I + Class II	Class I + Class II	Class I + Class II
Nominal operating voltage	Un	240V (50/60Hz)	400V (50/60Hz)
Max. continuous operating a.c. voltage	Uc	150V (50/60Hz)	275V (50/60Hz)
Lightning impulse current (10/350µs)	Iimp	25kA	25kA
Nominal discharge current (8/20µs)	In	25kA	25kA
Maximum discharge current (8/20µs)	I <sub>max</sub>	100kA	100kA
Quantity of electric charge	Q	12,5As	12,5As
Specific energy	W/R	156kJ/Ω	156kJ/Ω
Voltage protection level	Up	≤2.0kV	≤2.0kV
Short-circuit current rating a.c.	I <sub>sc</sub>	25kA rms	25kA rms
Max. backup fuse		315A gG	315A gG
Temporary overvoltage	TOV	440V/120min -withstand	440V/120min -withstand
Response time	t <sub>a</sub>	≤100ns	≤100ns
Operating temperature range	T <sub>u</sub>	-40°C-80°C	-40°C-80°C
Cross-section area (Min.)		4mm <sup>2</sup>	4mm <sup>2</sup>
Cross-section area(Max.)		35mm <sup>2</sup>	35mm <sup>2</sup>
For mounting on		35mm Din rail	35mm Din rail
Enclosure material		Thermoplastic UL94-V0	Thermoplastic UL94-V0
Degree of protection		IP20	IP20
Order Code		B17120	B17146
Order Code (With remote signaling)		B17121	B17147