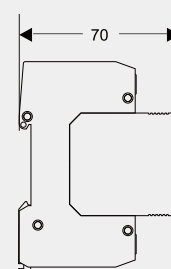
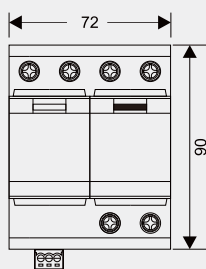
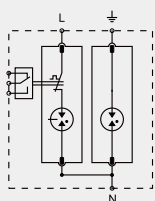


## BR-25GR 1+1 Type 1 Surge Arrester



■ BR-25GR 1+1 surge arrester is suitable for TT and TN-S system.

		BR-25GR 150 1+1	BR-25GR 275 1+1	BR-25GR 320 1+1
SPD classification according to EN61643-11		Type 1 + Type 2	Type 1 + Type 2	Type 1 + Type 2
SPD classification according to IEC61643-11		Class I + Class II	Class I + Class II	Class I + Class II
Nominal operating voltage	Un	120V (50/60Hz)	230V (50/60Hz)	230V (50/60Hz)
Max. continuous operating a.c. voltage	Uc (L-N/N-PE)	150V/255V (50/60Hz)	275V/255V (50/60Hz)	320V/255V (50/60Hz)
Lightning impulse current (10/350µs)	Iimp (L-N/N-PE)	25kA/50kA	25kA/50kA	25kA/50kA
Nominal discharge current (8/20µs)	In (L-N/N-PE)	25kA/50kA	25kA/50kA	25kA/50kA
Maximum discharge current (8/20µs)	I <sub>max</sub> (L-N/N-PE)	100kA/100kA	100kA/100kA	100kA/100kA
Quantity of electric charge (L-N,N-PE)	Q	12.5As, 25As	12.5As, 25As	12.5As, 25As
Specific energy (L-N,N-PE)	W/R	156kJ/Ω, 625kJ/Ω	156kJ/Ω, 625kJ/Ω	156kJ/Ω, 625kJ/Ω
Voltage protection level	Up (L-N/N-PE)	≤2.0kV/≤1.5kV	≤2.0kV/≤1.5kV	≤2.0kV/≤1.5kV
Short-circuit current rating a.c.	I <sub>scCR</sub> (L-N/N-PE)	25kA rms/100A rms	25kA rms/100A rms	25kA rms/100A rms
Max. backup fuse		315A gG	315A gG	315A gG
Temporary overvoltage	TOV (L-N)	440V/120min -withstand	440V/120min -withstand	440V/120min -withstand
Temporary overvoltage	TOV (N-PE)	1200V/200ms -withstand	1200V/200ms -withstand	1200V/200ms -withstand
Response time	t <sub>A</sub>	≤100ns	≤100ns	≤100ns
Operating temperature range	Tu	-40°C-80°C	-40°C-80°C	-40°C-80°C
Cross-section area (Min.)		4mm <sup>2</sup>	4mm <sup>2</sup>	4mm <sup>2</sup>
Cross-section area(Max.)		35mm <sup>2</sup>	35mm <sup>2</sup>	35mm <sup>2</sup>
For mounting on		35mm Din rail	35mm Din rail	35mm Din rail
Enclosure material		Thermoplastic UL94-V0	Thermoplastic UL94-V0	Thermoplastic UL94-V0
Degree of protection		IP20	IP20	IP20
Order Code		B17130	B17143	B17156
Order Code (With remote signaling)		B17131	B17144	B17157