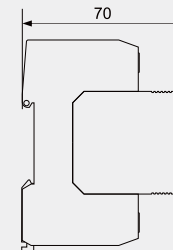
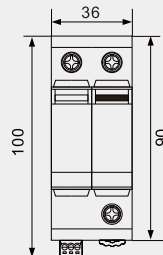
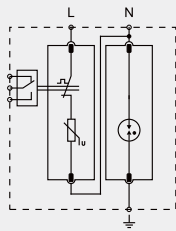


BR-7M 1+1

T1+T2 Surge Arrester



■ BR-7M 1+1 surge arrester is suitable for single phase TT and TN system.

	BR-7M 150 1+1	BR-7M 275 1+1	BR-7M 320 1+1
SPD classification according to EN61643-11	Type 1 + Type 2	Type 1 + Type 2	Type 1 + Type 2
SPD classification according to IEC61643-11	Class I + Class II	Class I + Class II	Class I + Class II
Max. continuous operating a.c. voltage U_c	150V	275V	320V
Lightning impulse current (10/350 μ s) (L-N/N-PE) I_{imp}	7kA/12.5kA	7kA/12.5kA	7kA/12.5kA
Total discharge current (10/350 μ s) I_{total}	14kA	14kA	14kA
Nominal discharge current (8/20 μ s) (L-N/N-PE) I_n	25kA/50kA	25kA/50kA	25kA/50kA
Max. discharge current (8/20 μ s) (L-N/N-PE) I_{max}	60kA/100kA	60kA/100kA	60kA/100kA
Voltage protection level (L-N/N-PE) U_p	$\leq 0.8kV/\leq 1.5kV$	$\leq 1.3kV/\leq 1.5kV$	$\leq 1.5kV/\leq 1.5kV$
Voltage protection level 5kA (L-N/N-PE) U_p	$\leq 0.6kV/\leq 1.5kV$	$\leq 1kV/\leq 1.5kV$	$\leq 1.2kV/\leq 1.5kV$
Max. backup fuse	125A gG	125A gG	125A gG
Specific energy (L-N/N-PE) W/R	12.25kJ/ Ω /39kJ/ Ω	12.25kJ/ Ω /39kJ/ Ω	12.25kJ/ Ω /39kJ/ Ω
Short circuit withstand capacity I_{SCCR}	25kA	25kA	25kA
Temporary overvoltage TOV-withstand (L-N) U_T	175V/5sec.	335V/5sec.	350V/5sec.
Temporary overvoltage TOV-safe failure (L-N) U_T	250V/120min.	440V/120min.	550V/120min.
Temporary overvoltage TOV-withstand (N-PE) U_T	1200V/200ms	1200V/200ms	1200V/200ms
Leakage current I_{PE}	<0.1mA	<0.1mA	<0.1mA
Response time (L-N/N-PE) t_A	$\leq 25ns/\leq 100ns$	$\leq 25ns/\leq 100ns$	$\leq 25ns/\leq 100ns$
Operating temperature range T_u	-40°C-80°C	-40°C-80°C	-40°C-80°C
Operating state/fault indication	green/red	green/red	green/red
Cross-section area (Min.)	4 mm ²	4 mm ²	4 mm ²
Cross-section area (Max.)	35mm ²	35mm ²	35mm ²
For mounting on	35mm Din rail		
Enclosure material	Thermoplastic UL94-V0		
Degree of protection	IP20	IP20	IP20
Order Code	B17330	B17332	B17334
Order Code (With remote signaling)	B17331	B17333	B17335