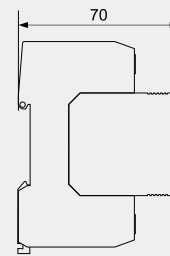
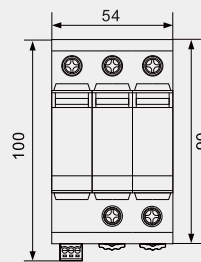
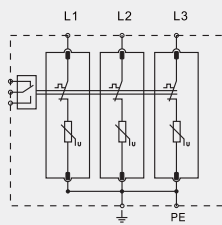



BR-40 3P

Type 2 Surge Arrester



■ BR-40 3 pole surge arrester is suitable for TN-S system.

	BR-40 150 3P	BR-40 275 3P	BR-40 320 3P	BR-40 385 3P	BR-40 440 3P	
SPD classification according to EN61643-11	Type 2	Type 2	Type 2	Type 2	Type 2	
SPD classification according to IEC61643-11	Class II	Class II	Class II	Class II	Class II	
Max. continuous operating a.c. voltage	Uc	150V	275V	320V	385V	440V
Nominal discharge current (8/20μs)	In	20kA	20kA	20kA	20kA	20kA
Max. discharge current (8/20μs)	I _{max}	40kA	40kA	40kA	40kA	40kA
Voltage protection level	Up	≤0.8kV	≤1.3kV	≤1.5kV	≤1.8kV	≤2.0kV
Voltage protection level 5kA	Up	≤0.6kV	≤1kV	≤1.2kV	≤1.4kV	≤1.6kV
Max. backup fuse		125A gG	125A gG	125A gG	125A gG	125A gG
Short-circuit withstand capacity	I _{scCR}	25kA	25kA	25kA	25kA	25kA
Temporary overvoltage TOV-withstand	U _T	175V/5sec.	335V/5sec.	350V/5sec.	550V/5sec.	580V/5sec.
Temporary overvoltage TOV-safe failure	U _T	250V/120min.	440V/120min.	550V/120min.	660V/120min.	770V/120min.
Leakage current	I _{PE}	<0.1mA	<0.1mA	<0.1mA	<0.1mA	<0.1mA
Response time	t _A	≤25ns	≤25ns	≤25ns	≤25ns	≤25ns
Operating temperature range	T _u	-40°C-80°C	-40°C-80°C	-40°C-80°C	-40°C-80°C	-40°C-80°C
Operating state/fault indication		green/red	green/red	green/red	green/red	green/red
Cross-section area (Min.)		4 mm ²	4 mm ²	4 mm ²	4 mm ²	4 mm ²
Cross-section area (Max.)		35mm ²	35mm ²	35mm ²	35mm ²	35mm ²
For mounting on	35mm Din rail					
Enclosure material	Thermoplastic UL94-V0					
Degree of protection	IP20	IP20	IP20	IP20	IP20	
Order Code	B18301	B18303	B18305	B18307	B18309	
Order Code (With remote signaling)	B18302	B18304	B18306	B18308	B18310	