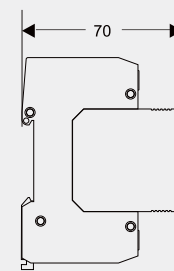
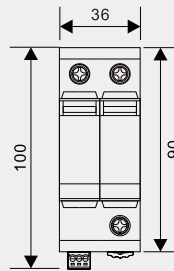
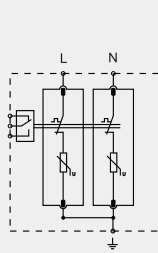



BR-40 2P

Type 2 Surge Arrester



■ BR-40 2 pole surge arrester is suitable for TN-S system.

	BR-40 150 2P	BR-40 275 2P	BR-40 320 2P	BR-40 385 2P	BR-40 440 2P
SPD classification according to EN61643-11	Type 2	Type 2	Type 2	Type 2	Type 2
SPD classification according to IEC61643-11	Class II	Class II	Class II	Class II	Class II
Max. continuous operating a.c. voltage U_c	150V	275V	320V	385V	440V
Nominal discharge current (8/20 μ s) I_n	20kA	20kA	20kA	20kA	20kA
Max. discharge current (8/20 μ s) I_{max}	40kA	40kA	40kA	40kA	40kA
Voltage protection level U_p	$\leq 0.8kV$	$\leq 1.3kV$	$\leq 1.5kV$	$\leq 1.8kV$	$\leq 2.0kV$
Voltage protection level 5kA U_p	$\leq 0.6kV$	$\leq 1kV$	$\leq 1.2kV$	$\leq 1.4kV$	$\leq 1.6kV$
Max. backup fuse	125A gG	125A gG	125A gG	125A gG	125A gG
Short-circuit withstand capacity I_{SCCR}	25kA	25kA	25kA	25kA	25kA
Temporary overvoltage TOV-withstand U_T	175V/5sec.	335V/5sec.	335V/5sec.	415V/5sec.	580V/5sec.
Temporary overvoltage TOV-safe failure U_T	230V/120min.	440V/120min.	440V/120min.	440V/120min.	765V/120min.
Response time t_A	$\leq 25ns$	$\leq 25ns$	$\leq 25ns$	$\leq 25ns$	$\leq 25ns$
Operating temperature range T_u	$-40^{\circ}C-80^{\circ}C$	$-40^{\circ}C-80^{\circ}C$	$-40^{\circ}C-80^{\circ}C$	$-40^{\circ}C-80^{\circ}C$	$-40^{\circ}C-80^{\circ}C$
Operating state/fault indication	green/red	green/red	green/red	green/red	green/red
Cross-section area (Min.)	4 mm ²	4 mm ²	4 mm ²	4 mm ²	4 mm ²
Cross-section area (Max.)	35mm ²	35mm ²	35mm ²	35mm ²	35mm ²
For mounting on	35mm Din rail				
Enclosure material	Thermoplastic UL94-V0				
Degree of protection	IP20	IP20	IP20	IP20	IP20
Order Code	B18201	B18203	B18205	B18207	B18209
Order Code (With remote signaling)	B18202	B18204	B18206	B18208	B18210