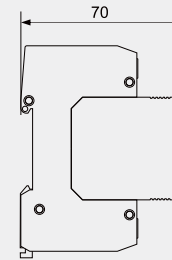
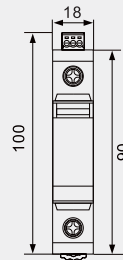
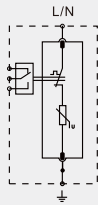


BR-40 1P

Type 2 Surge Arrester



■ BR-40 1P can be used to build 2P, 3P and 4P surge arresters.

	BR-40 150 1P	BR-40 275 1P	BR-40 320 1P	BR-40 385 1P	BR-40 440 1P	
SPD classification according to EN61643-11	Type 2	Type 2	Type 2	Type 2	Type 2	
SPD classification according to IEC61643-11	Class II	Class II	Class II	Class II	Class II	
Max. continuous operating a.c. voltage	Uc	150V	275V	320V	385V	440V
Nominal discharge current (8/20µs)	In	20kA	20kA	20kA	20kA	20kA
Max. discharge current (8/20µs)	Imax	40kA	40kA	40kA	40kA	40kA
Voltage protection level	Up	≤0.8kV	≤1.3kV	≤1.5kV	≤1.8kV	≤2.0kV
Voltage protection level 5kA	Up	≤0.6kV	≤1kV	≤1.2kV	≤1.4kV	≤1.6kV
Max. backup fuse		125A gG	125A gG	125A gG	125A gG	125A gG
Short-circuit withstand capacity	IscCR	25kA	25kA	25kA	25kA	25kA
Temporary overvoltage TOV-withstand	UT	175V/5sec.	335V/5sec.	350V/5sec.	550V/5sec.	580V/5sec.
Temporary overvoltage TOV-safe failure	UT	250V/120min.	440V/120min.	550V/120min.	660V/120min.	770V/120min.
Leakage current	IPE	<0.1mA	<0.1mA	<0.1mA	<0.1mA	<0.1mA
Response time	tA	≤25ns	≤25ns	≤25ns	≤25ns	≤25ns
Operating temperature range	Tu	-40°C-80°C	-40°C-80°C	-40°C-80°C	-40°C-80°C	-40°C-80°C
Operating state/fault indication		green/red	green/red	green/red	green/red	green/red
Cross-section area (Min.)		4 mm ²	4 mm ²	4 mm ²	4 mm ²	4 mm ²
Cross-section area (Max.)		35mm ²	35mm ²	35mm ²	35mm ²	35mm ²
For mounting on	35mm Din rail					
Enclosure material	Thermoplastic UL94-V0					
Degree of protection	IP20	IP20	IP20	IP20	IP20	
Order Code	B18101	B18103	B18105	B18107	B18109	
Order Code (With remote signaling)	B18102	B18104	B18106	B18108	B18110	