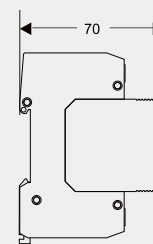
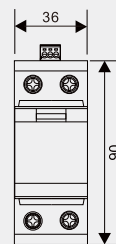
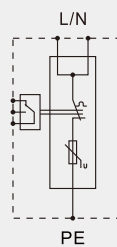


## BR-200 1P

### Type 2 Surge Arrester



■ BR-200 1pole can form 1-4 poles.

		BR-200 275 1P	BR-200 320 1P	BR-200 385 1P
SPD classification according to EN61643-11		Type 2	Type 2	Type 2
SPD classification according to IEC61643-11		Class II	Class II	Class II
Max. continuous operating a.c. voltage	Uc	275V	320V	385V
Nominal discharge current (8/20µs)	In	100kA	100kA	100kA
Max. discharge current (8/20µs)	I <sub>max</sub>	200kA	200kA	200kA
Voltage protection level	Up	≤1.9kV	≤2.1kV	≤2.5kV
Voltage protection level 5kA	Up	≤0.6kV	≤1kV	≤1.2kV
Max. backup fuse		350A gG	350A gG	350A gG
Short-circuit withstand capacity	I <sub>SCCR</sub>	25kA	25kA	25kA
Temporary overvoltage TOV-withstand	U <sub>T</sub>	175V/5sec.	335V/5sec.	335V/5sec.
Temporary overvoltage TOV-safe failure	U <sub>T</sub>	230V/120min.	440V/120min.	440V/120min.
Response time	t <sub>A</sub>	≤25ns	≤25ns	≤25ns
Operating temperature range	T <sub>u</sub>	-40°C-80°C	-40°C-80°C	-40°C-80°C
Operating state/fault indication		green/red	green/red	green/red
Cross-section area (Min.)		4 mm <sup>2</sup>	4 mm <sup>2</sup>	4 mm <sup>2</sup>
Cross-section area (Max.)		35mm <sup>2</sup>	35mm <sup>2</sup>	35mm <sup>2</sup>
For mounting on		35mm Din rail		
Enclosure material		Thermoplastic UL94-V0		
Degree of protection		IP20	IP20	IP20
Order Code		B17432	B17434	B17436
Order Code (With remote signaling)		B17433	B17435	B17437