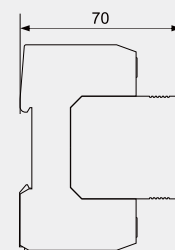
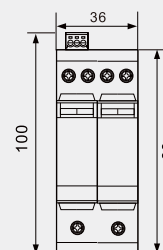
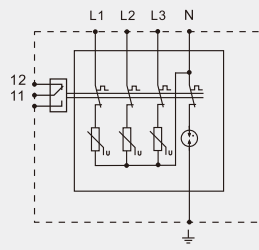
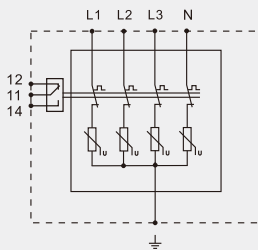


BR-40DP

Type 2+3 Surge Arrester

BR-40DP 4P
BR-40DP 3+1



Type 2+Type 3 surge arrester is installed between LPZ1 and LPZ2, it can provide type 3 protection for equipments which installed within 5 meters from these devices.

	BR-275 40DP 4	BR-320 40DP 4	BR-275 40DP 3+1	BR-320 40DP 3+1	
SPD classification according to EN61643-11	Type 2+Type 3	Type 2+Type 3	Type 2+Type 3	Type 2+Type 3	
SPD classification according to IEC61643-11	Class II+Class III	Class II+Class III	Class II+Class III	Class II+Class III	
Max. continuous operating a.c. voltage	Uc	275V	320V	275V	320V
Nominal discharge current (8/20μs)	In	20kA	20kA	20kA	20kA
Max. discharge current (8/20μs)	I _{max}	40kA	40kA	40kA	40kA
Voltage protection level	Up	≤1.3kV	≤1.5kV	≤1.3kV/1.5kV	≤1.5kV/1.5kV
Voltage protection level 5kA	Up	≤1.0kV	≤1.2kV	≤1.0kV/1.5kV	≤1.2kV/1.5kV
Combined impulse	Uoc	10kV	10kV	10kV	10kV
Max. backup fuse		125A gG	125A gG	125A gG	125A gG
Short-circuit withstand capacity	I _{SCCR}	25kA	25kA	25kA	25kA
Temporary overvoltage TOV-withstand	U _T	335V/5sec.	350V/5sec.	335V/5sec.	350V/5sec.
Temporary overvoltage TOV-safe failure	U _T	440V/120min.	550V/120min.	440V/120min.	550V/120min.
Leakage current	I _{PE}	<0.1mA	<0.1mA	<0.1mA	<0.1mA
Response time	t _A	≤25ns	≤25ns	≤25ns	≤25ns
Operating temperature range	T _u	-40°C-80°C	-40°C-80°C	-40°C-80°C	-40°C-80°C
Operating state/fault indication		green/red	green/red	green/red	green/red
Cross-section area (Min.)		2.5 mm ²	2.5 mm ²	2.5 mm ²	2.5 mm ²
Cross-section area (Max.)		16 mm ²	16 mm ²	16 mm ²	16 mm ²
For mounting on	35mm Din rail				
Enclosure material	Thermoplastic UL94-V0				
Degree of protection	IP20	IP20	IP20	IP20	
Order Code	B18220	B17250	B18243	B17254	
Order Code (With remote signaling)	B18221	B17251	B18244	B17255	